

Accreditation Titan Student I

run on 09/18/2018



surveys

Custom Survey

1 survey(s) 200 response(s)

Report Filters**School:**
N/A**Grade:**
N/A**Gender:**
N/A**Tag:**
N/A

Accreditation Titan Student I

Demographics

Number of Responses | Percentages of Total Responses

1. Gender

Girl	96	48%
Boy	104	52%

200 respondents

2. Grade

Grade 7	49	25%
Grade 8	23	12%
Grade 9	37	19%
Grade 10	27	14%
Grade 11	32	16%
Grade 12	32	16%

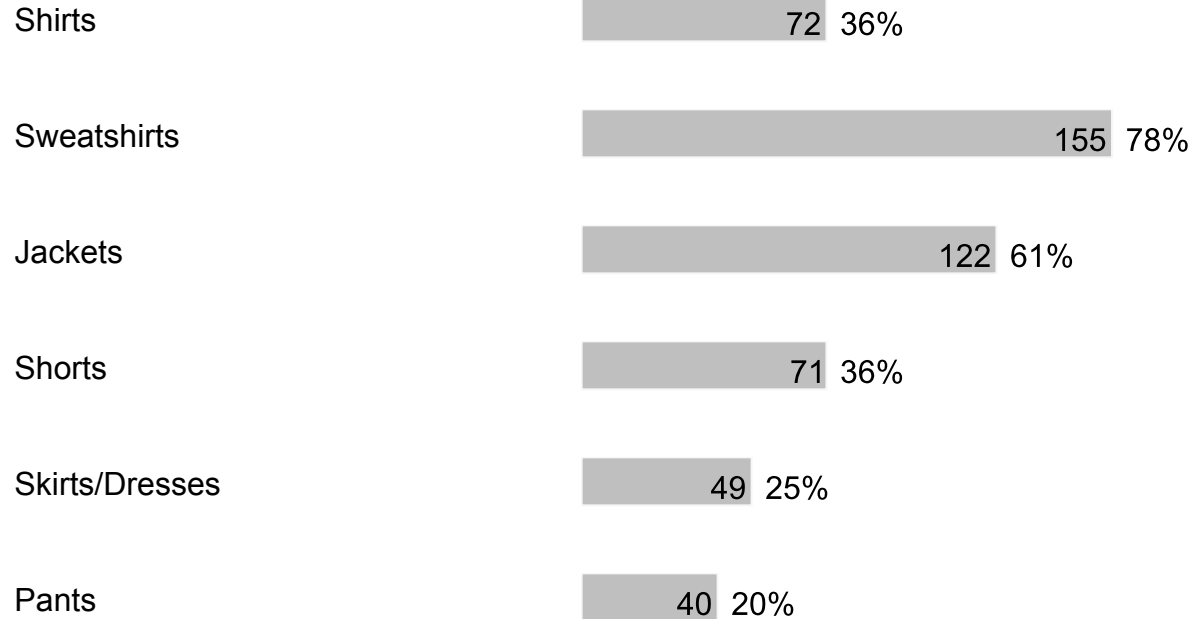
200 respondents

C. Items

1. What elective classes would you like to see offered at Trinity?

Free form text answers are available in the exported CSV report

2. What other Standard Dress options would you like to see offered (choose as many as wanted)?



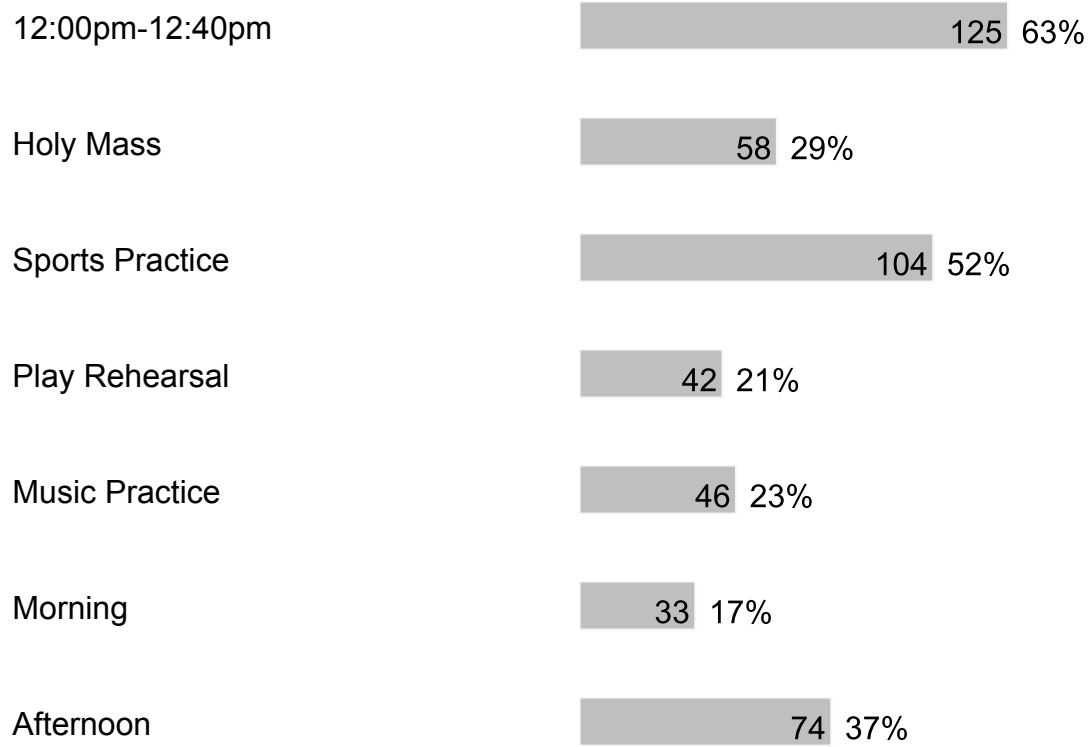
200 respondents

3. Please name other Standard Dress options not written above.

Free form text answers are available in the exported CSV report

4. What is your favorite part of the day (choose as many as wanted)?



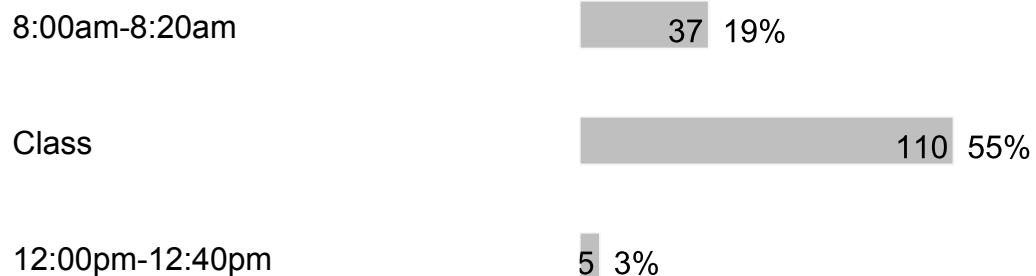


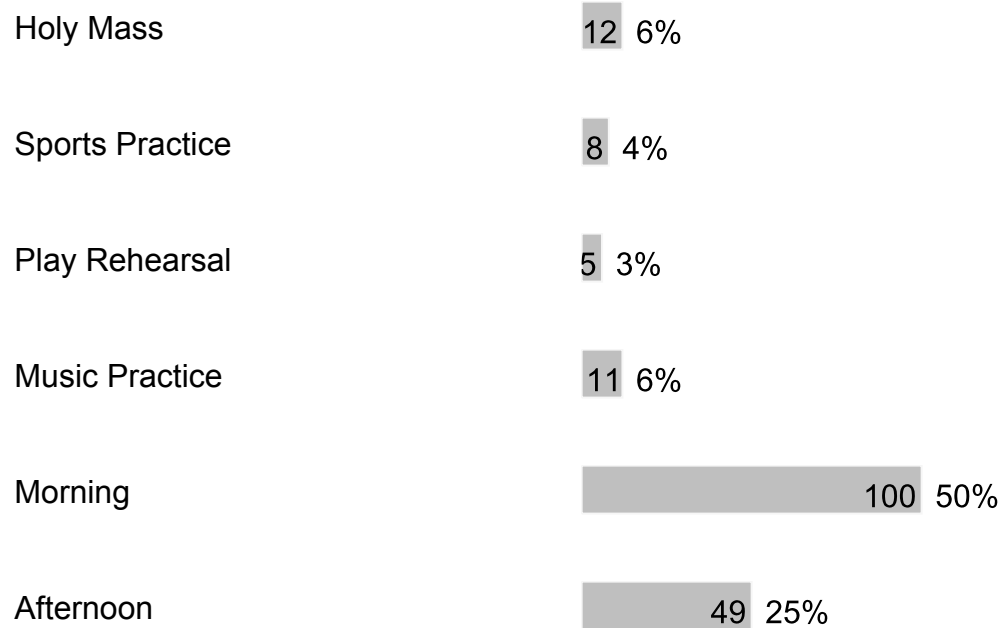
200 respondents

5. What is your favorite part of the year?

Free form text answers are available in the exported CSV report

6. What is your least favorite part of the day (choose as many as wanted)?






200 respondents

7. What is your least favorite part of the year?

Free form text answers are available in the exported CSV report

8. How much time do you spend on homework in a day?



more than 2 hours 12 6%

200 respondents

9. How much time do you spend on homework in a day?

Less than 1 hour a week 9 5%

1-2 hours a week 22 11%

2-3 hours a week 41 21%

3-4 hours a week 51 26%

4-6 hours a week 44 22%

6-8 hours a week 18 9%

More than 8 hours a week 15 8%


200 respondents

10. In what classes do you spend the most time doing homework(choose as many as wanted)?

English 131 66%

Science 69 35%

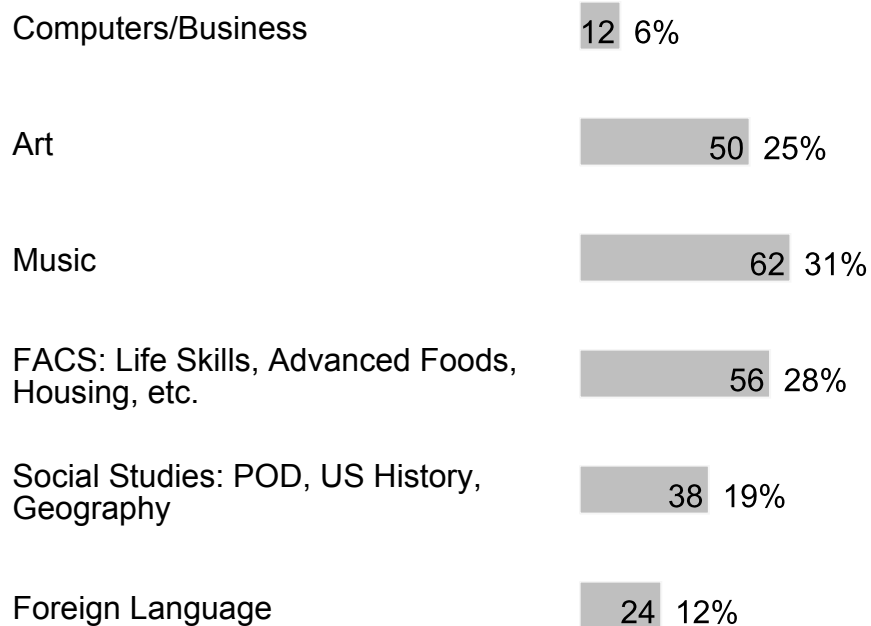
Math 171 86%



200 respondents

11. What class do you most look forward to(choose as many as wanted)?






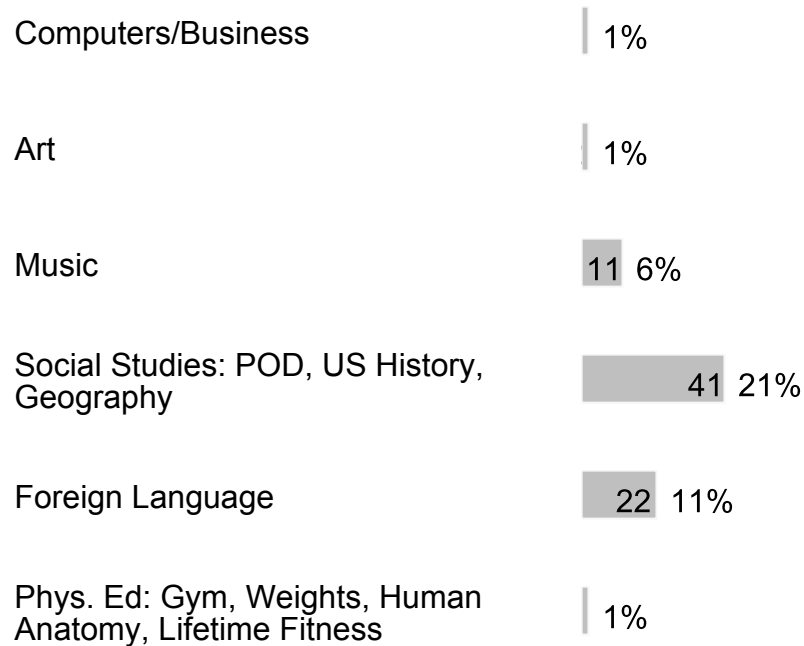
200 respondents

12. Why do you most look forward to this class?

Free form text answers are available in the exported CSV report

13. What class do you most dread (choose as man as wanted)?



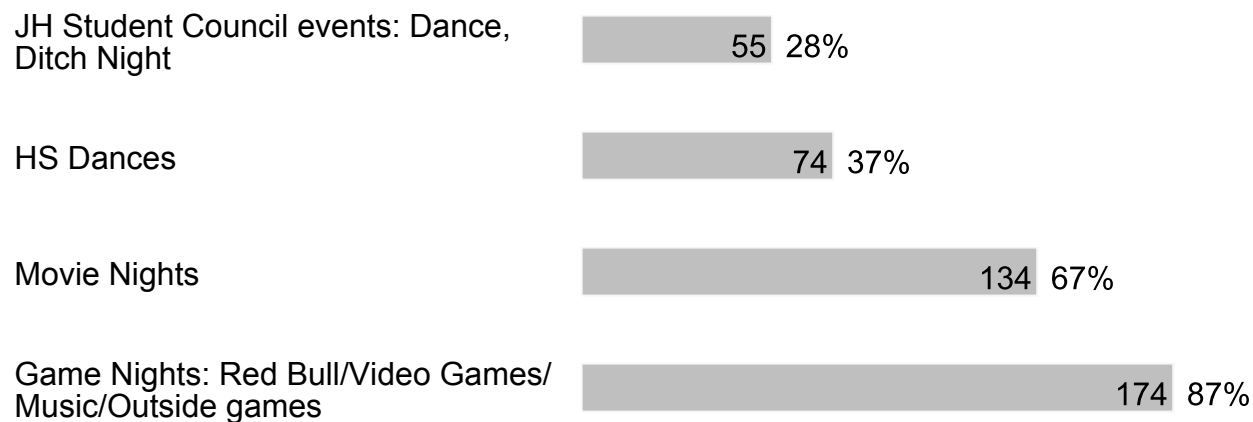


200 respondents

14. Why do you most dread this class?

Free form text answers are available in the exported CSV report

15. What type of community building/social events would you like to see outside of school?

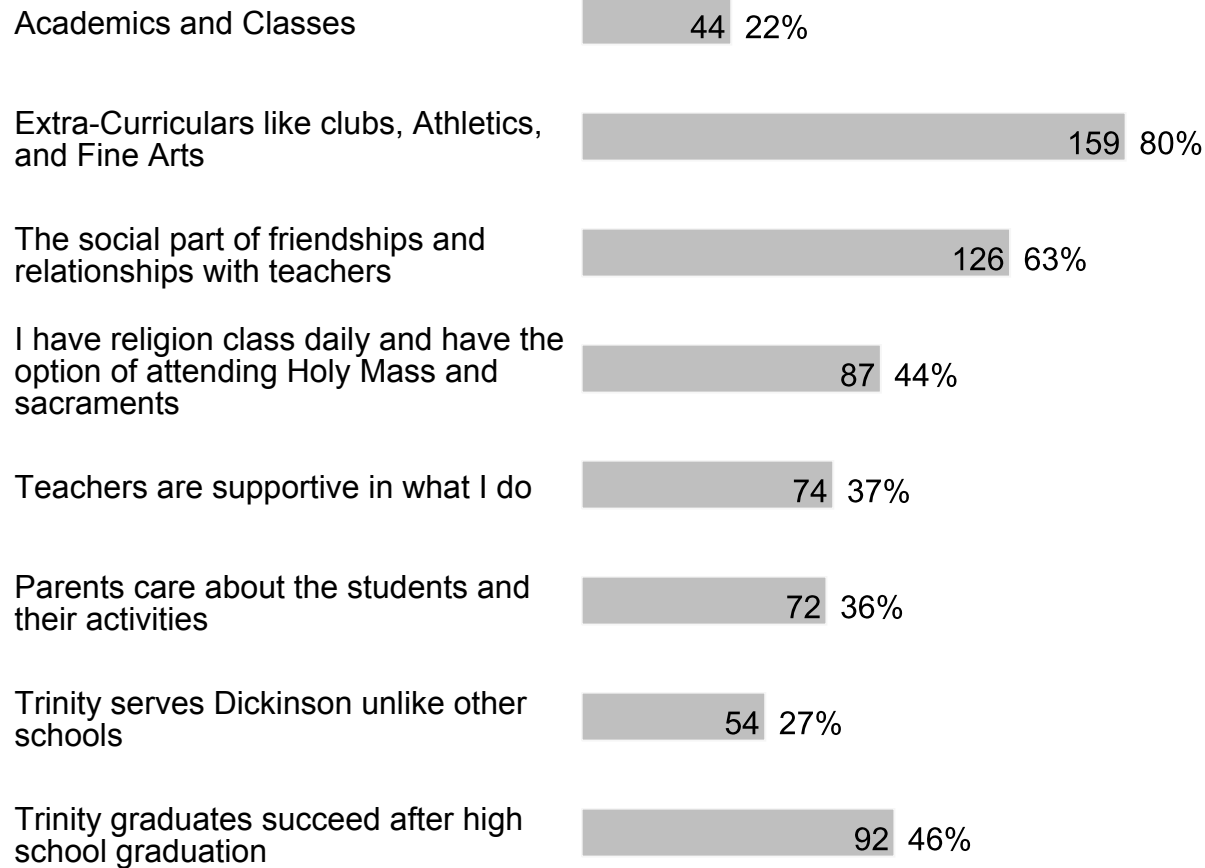


200 respondents

16. What type of community building/social events would you like to see outside of school that are not mentioned above?

Free form text answers are available in the exported CSV report

17. What do you like the most about Trinity (choose as many as wanted)?



200 respondents

18. Name what like the most about Trinity.

Free form text answers are available in the exported CSV report

19. What are your goals for this year

Free form text answers are available in the exported CSV report

20. Do you feel welcome at Trinity?



On most days of the week 48 24%

Depends on the day 15 8%

I rarely feel welcome at Trinity 6 3%

200 respondents

21. Why do you feel welcome OR not feel welcome at Trinity?

Free form text answers are available in the exported CSV report