



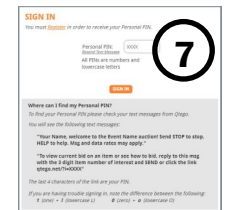
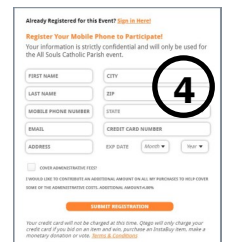

ALL SOULS CATHOLIC CHURCH
COMMUNITY HARVEST
 NON-FEST *Festival* NOV. 2020

Silent Auction Registration Instructions

From Your Computer or Tablet (such as an iPad or MS Surface)

- 1 Open your browser (i.e., Google Chrome, Firefox, Explorer, etc.)
- 2 Type in the following URL: **www.qtego.net/qlink/allsoulsatholicparish**.
- 3 In the next screen, click on the orange highlighted button that says **“Register For Event”**.
- 4 Follow the directions and enter your registration information and credit card details.
- 5 Click the button that says **“Submit Registration”**.
- 6 You should receive a code or “PIN” number in a text message to your phone. Check your phone.
- 7 Enter the “PIN” number on your computer screen, where you see a little box with four X’s in it.
- 8 Click the orange button that says **“SIGN IN”**.

Now you are ready to bid!



From Your Smartphone (such as an iPhone or Android)

- A Text the number **72727** (don’t worry that it’s not a 6 digit phone number - it will still work)
- B In the message area, text the word **ALLSOULS** (do not separate the words with a space).
- C The registration link will be texted back to you. Click on it (*the blue, underlined words*).
- D In the registration screen, scroll down to where there’s an orange button that says **“Register For Event”**. Click on it.
- E Scroll down the next screen until you see where you can enter your registration and credit card info.
- F After entering your information, click the orange button that says **“REGISTER”**.
- G Follow the same steps as in #6, #7 and #8 above.

Now you are ready to bid!

