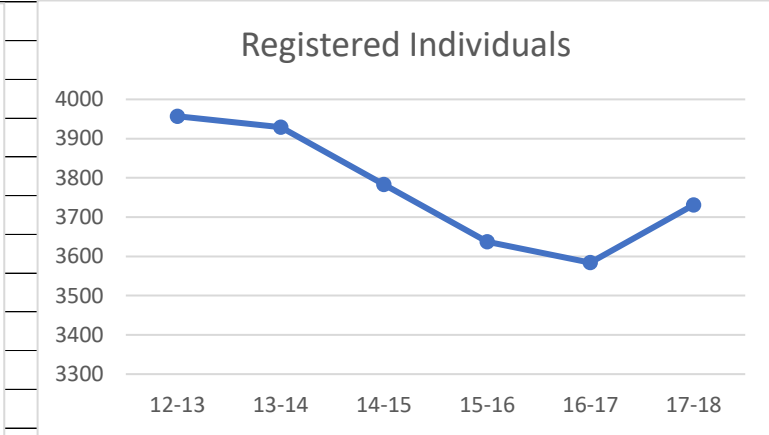
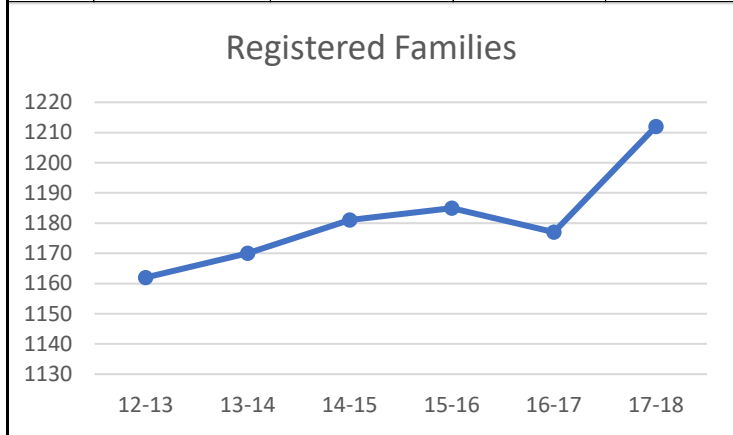
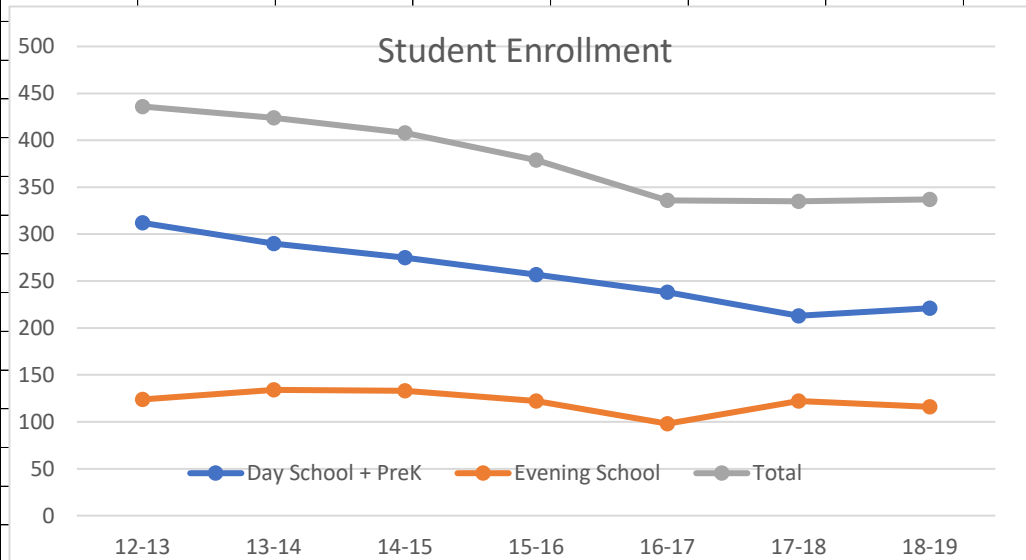


Registered Parishoners											
	Families	Individuals	New Fam	fam change	fam % change	Ind change	ind % change				
12-13	1162	3957	41								
13-14	1170	3929	44	8	0.69%	-28	-0.71%				
14-15	1181	3783	52	11	0.94%	-146	-3.72%				
15-16	1185	3637	47	4	0.34%	-146	-3.86%				
16-17	1177	3584	45	-8	-0.68%	-53	-1.46%				
17-18	1212	3731	35	35	2.97%	147	4.10%				



October Mass Attendance				Sacraments						
year	Avg wkly att	change	% change		Bapt	Child/RCIA	Conf	1st Com	Marriages	Funerals
2014	1019			12-13	20	7	57	49	3	6
2015	851	-168	-16.5%	13-14	21	11	66	48	5	15
2016	865	14	1.6%	14-15	32	7	65	47	6	15
2017	877	12	1.4%	15-16	19	5	69	36	6	20
				16-17	21	4	53	42	3	15
				17-18	37	5	33	55	2	10

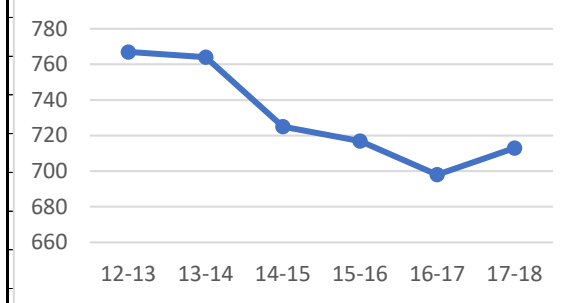
Student Enrollment												
Year	pk-8	change	% Change	k-8	change	%change	Ev Schl	change	% change	total	change	% change
12-13	312			290			124			436		
13-14	290	-22	-7.1%	261	-29	-10.0%	134	10	8.1%	424	-12	-2.8%
14-15	275	-15	-5.2%	241	-20	-7.7%	133	-1	-0.7%	408	-16	-3.8%
15-16	257	-18	-6.5%	220	-21	-8.7%	122	-11	-8.3%	379	-29	-7.1%
16-17	238	-19	-7.4%	207	-13	-5.9%	98	-24	-19.7%	336	-43	-11.3%
17-18	213	-25	-10.5%	189	-18	-8.7%	122	24	24.5%	335	-1	-0.3%
18-19	221	8	3.8%	185	-4	-2.1%	116	-6	-4.9%	337	2	0.6%



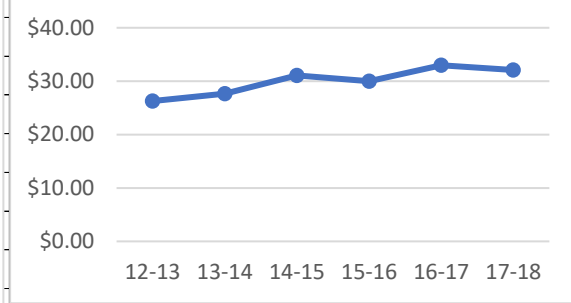
Giving

	cont house	avg wkly gift		wkly off		ACA	%change	New ACA	total ACA		
12-13	767	\$26.28		\$20,156.76		\$191,389.56		79	543		
13-14	764	\$27.67	5.29%	\$21,139.88	4.88%	\$177,948.00	-7.02%	47	493	-9.21%	
14-15	725	\$31.08	12.32%	\$22,533.00	6.59%	\$185,310.00	4.14%	56	483	-2.03%	
15-16	717	\$30.01	-3.44%	\$21,517.17	-4.51%	\$183,693.00	-0.87%	66	474	-1.86%	
16-17	698	\$32.98	9.90%	\$23,020.04	6.98%	\$185,354.00	0.90%	71	461	-2.74%	
17-18	713	\$32.07	-2.76%	\$22,865.91	-0.67%	\$205,466.00	10.85%	78	478	3.69%	

Contributing Households



Avg. Fam. Weekly Offering



Weekly Offering

