


# T-Shirt Book Report Project



You will need:

- ✓ A fiction book you have not already read
- ✓ The attached book report form
- ✓ A plain white T-shirt or paper template

Materials to decorate your T-shirt or T-shirt template such as markers, paint, yarn, ribbon, etc.

Directions:

1. Selected an interesting fiction book at your reading level and have it approved by Mrs. Burnham no later than October 20.
2. Read your book!
3. Complete the book report form. This should be answered in complete sentences.
4. Decorate the front and back side of your T-shirt (or template) with pictures and words that tell about your book. You must include the title and author of the book, the main characters, the setting, the problem and the solution. Use lots of detail and BE CREATIVE!
5. Bring your completed shirt and report to school on November 9.
6. Also bring the book, reporting form, and rubric. Be prepared to present your book to our class.
7. Tip! Look at the rubric to see how you will be graded on this project.

My Name \_\_\_\_\_

Book Title \_\_\_\_\_

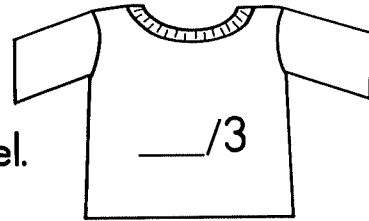
Author \_\_\_\_\_

Two t-shirt templates are shown side-by-side. The left t-shirt has a label on the left sleeve that says "Main Characters" and a drawing of two children's faces on the right chest. The right t-shirt has a label on the left sleeve that says "Setting" and a drawing of a house on the right chest. Both t-shirts have a ribbed collar and a body with horizontal lines for writing.

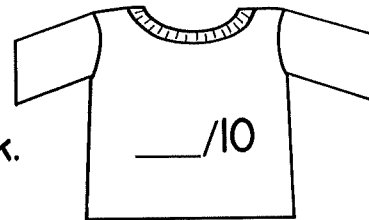
Two t-shirt templates are shown side-by-side. The left t-shirt has a label on the left sleeve that says "Problem" and a drawing of a sad face on the right chest. The right t-shirt has a label on the left sleeve that says "Solution" and a drawing of a happy face on the right chest. Both t-shirts have a ribbed collar and a body with horizontal lines for writing.

# T-SHIRT BOOK REPORT RUBRIC


Book selection was made on time and was a fiction story at an appropriate level.




T-shirt includes a title, author, pictures, and words to tell about the book.




All parts of the book report form are accurate and complete.




Student presentation was clear and reflected knowledge of the book.




Entire project was turned in on time and showed effort and creativity.



**FINAL SCORE:**




Name:



Front

Name:



Back