

Dear Families,

Welcome to Kindergarten! I am very excited to begin our school year together. Our year will be filled with spiritual and academic growth. Your child will be making new friends and exploring the areas of Religion, English Language Arts, math, science, and social studies. We are blessed to have the Lord's guidance as we begin the first year of your child's formal education! Open communication, family involvement, and team work have been proven as successful factors in a child's educational achievement. Thank you for joining me and establishing a strong foundation for your child's future!

IMPORTANT INFORMATION

- Please use this packet to practice letter and number recognition. It is not necessary that your child recognizes all letters and numerals, but a good foundation is helpful.
- Please see that your child has a backpack, and either a lunch from home or an order for a school lunch on the first day of school.
- Please send a labeled water bottle and a healthy, PEANUT FREE, snack each day. **(NO CANDY OR JUICE BOXES PLEASE)**
- **Label ALL clothing, backpacks, and lunch boxes.**
- Birthdays are exciting, and we do celebrate with a song, sticker, and crown, which I provide. Due to allergies, please do not send in cupcakes or any other baked goods.
- We do not nap, but I do provide a thirty minute rest time after lunch. Children are allowed to rest his or her head while they listen to soothing music. They may bring in a pillow or something soft to rest their head on.


























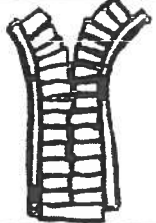
- September through December are months of transition, and therefore, homework will not begin until after Christmas break.
- **Friday Folders!** Friday Folders are very important! They contain class work your child has completed, notes from me, and notices from the school. Please enjoy the folder with your child. Read it together, and discuss the work and notices. Folders must be signed and returned each Monday.
- **Blessed Sacrament Website!** Be sure to visit our home page each month when school is in session. Our newsletter is posted, and many times, I will include high frequency words, stories, and other essential information regarding our classroom.
- My email is dhiggins@blessedschoolpvd.org. Please do not hesitate to contact me if you have any questions or concerns.

God Bless You,

Mrs. Doris Higgins

Ways to Support Your Child's Learning at Home

1. Count! Count anything! Some things that you can have your child count are: spoons, forks in the drawer, number of flowers in the garden, number of kids at the party, number of cars in line, etc.
2. Have your child count out groups of objects into little piles. (pennies, buttons, paper clips) "Can you put 15 fish crackers in your snack container for tomorrow?"
3. Play with scrabble letters or magnetic fridge letters. Think of a name, animal, plant, etc. that starts with that letter.
4. Play Chutes and Ladders, Candyland, Checkers, etc.
5. Play simple cards games such as Crazy Eights, Old Maid, etc.
6. Provide hands on experiences related to basic facts to 10. For example, "If you have two crayons and I give you two more, then how many will you have?"
7. Teach your child to do simple dot to dots. Look in coloring books for easy dot to dots.
8. Have your child memorize his/her phone number. Any phone number can be sung to the tune of "Twinkle, Twinkle, Little Star."
9. Continue to provide experiences related to drawing, coloring, cutting and gluing in order to develop fine motor skills. Also, continue to provide activities to strengthen hand muscles using Legos or Playdough.
10. Find numbers and letters to discuss wherever you go! Room numbers, elevator buttons, street numbers, road signs, price tags, business signs.
11. Start teaching your child to write his last name and names of other family members.
12. Use the alphabet chart included in this packet to practice letters and sounds.
13. Rhyme! Rhyming is one the first things we learn in Kindergarten!

Alphabet abcd efg hijk lmnop qrs tuv wx yz		A a  apple	B b  bear
C c  cat	D d  dog	E e  elephant	F f  fish
G g  gate	H h  hat	I i  igloo	J j  jack-in-the-box
K k  kite	L l  leaf	M m  moon	N n  nest
O o  octopus	P p  pig	Q q  queen	R r  ring
S s  sun	T t  turtle	U u  umbrella	V v  vacuum
W w  window	X x  x-ray	Y y  yo-yo	Z z  zipper

* Practice letter recognition, letter sounds, and beginning sounds of words. 😊



a b c d e f g

h i j k l m n

o p q r s t u

v w x y z

A B C D E F G

H I J K L M N

O P Q R S T U

V W X Y Z , ' ?

1 2 3 4 5 6

7 8 9 10

NUMBER POEMS

Make a number book.
Trace the numbers and
learn the poems. 😊


My
Number Book
by



Around we
go!
That's the way
to make a
zero.



Down and
then your done
that's the way
to make a
one.



Around and
back on a
railroad track!
who, who,
That's the way to make
a two.



Around a
tree and
around a
tree, that's
the way to
make a three.



Down and
over and
down some
more, that's
the way to
make a four.



Fat old five
goes down,
around, with
a big fat
tummy. Put a
hat on top and
he looks so funny.



A line and a
loop doing
tricks. That's
the way to
make a six.



Across the
sky and down
from heaven,
that's the
way to make
a seven.



We make an
"S" but do
not wait, go
back up and
close the
gate.



A hoop and
a line, that
makes a
nine.

The
End

Suggested books to read with your child.

- Allard, Harry. *Miss Nelson Is Missing!*
- Ames, Lee J. *Draw Draw Draw.*
- Berenstain, Stan and Jan. *The Berenstain Bears.*
- Bridwell, Norman. *Clifford, the Big Red Dog.*
- Brown, Margaret W. *Goodnight, Moon.*
- Carle, Eric. *The Very Hungry Caterpillar.*
- Keats, Erza Jack. *The Snowy Day.*
- Lobel, Arnold. *Frog and Toad Are Friends.*
- Mayer, Mercer. *There's a Nightmare in My Closet.*
- McCloskey, Robert. *Make Way for Ducklings.*
- Piper, Watty. *The Little Engine That Could.*
- Potter, Beatrix. *The Tale of Peter Rabbit*
- Rey, H.A. *Curious George.*
- Sendak, Maurice. *Where the Wild Things Are.*
- Seuss, Dr. *The Cat in the Hat.* (Any Dr. Seuss)
- Solbdkina, Esphyr. *Caps for Sale.*
- Anonymous. Fairy tales, folk tales, and nursery rhymes including: "Cinderella," "The Gingerbread Man," "Little Red Riding Hood," "The Three Billy Goats Gruff," "Goldilocks and the Three Bears," and *Mother Goose Rhymes.*

Visit these fun and educational websites and Apps:

www.abcvia.com

www.scholastic.com

www.pbskids.org

alphabetbingo

bubbleschool

littlespeller

alphablocks (you tube)

ww. abcmouse. com

Kindergarten Supplies

2 boxes of Crayons (24) count

Children's scissors

8 glue sticks

Watercolor paint set

2 pocket folder (Please send in 2 folders - One will be for homework, and the second will be a Friday Folder.)

Wish list for the classroom:

Kleenex

Paper towels

Cleaning wipes, such as Lysol