


SPRING HEADBAND



1. Cut out the "Spring is here!" headband and paste it on a strip of construction paper sized to fit the child's head.
2. Fasten the headband with a paper clip.






© 1990 by Incentive Publications, Inc., Nashville, TN.



Weather Patterns


Cut out the weather cards along the bottom. Say the kinds of weather they show. Finish the patterns.

patterns and weather symbols



Now try this!

Circle one picture above that shows what the weather is like today.



Name: _____

7

8

2

8

3

6

2

8

7

8

9

8

5

8

3

4

3

1

6

8

8

2

8

2

10

8

3

8

8

7

