

## Summer 2021

While summer is a great time to relax and unwind, it's also important for learners to keep their minds engaged. With just a few learning activities each week, you can make sure that your child's skills remain sharp through the summer months, so they'll be ready to hit the ground running in the fall.

**Reading:** Summer reading helps students maintain and grow their literacy skills. At least 15 minutes per day should be devoted to reading appropriate material. Please use the enclosed reading logs for July and August to track progress and return them on the first day of school.

**Math:** Regular practice over the summer with problem solving, computation, and math facts will maintain and strengthen math gains made over the school year. The children should know their addition and subtraction facts up to 20. Students should practice any addition and subtraction facts that are not already mastered, and then begin practicing multiplication facts. Math facts are the building blocks for higher-level math concepts. Through automaticity students free up working memory and can devote it to problem solving and learning new skills and concepts.

**Cursive:** The children should continue to practice cursive letter formation.

**Religion:** Faith formation is year round and life long. Use the blessings of a slower schedule, beautiful weather, and longer days to grow in holiness. I have included activities for Catholic families for the months of July and August. Have fun completing as many as you can. Continue to participate at Mass, read the Holy Bible, celebrate Feast Days, pray and pray some more, and "Do small things with great love".

**Book Reports:** Students should use one grade-level appropriate nonfiction book and one grade-level appropriate fiction (chapter) book. There are forms in the folder to be completed for these reports. Answers should be written in complete sentences with proper spelling, punctuation, and capitalization.

**IXL:** This summer, we will be using the **IXL Summer Adventures Skill Plan for Rising 3rd Graders** to keep their skills fresh and explore new topics in all subjects.

To Get Started:

1. Have your child sign in with his/her username and password on this page: <https://www.ixl.com/signin/paterson>.
2. Click on Skill plan. IXL Summer Adventures will appear. (I also included a hard copy of the Summer Adventures Skill Plan for Rising 3rd Graders)
3. Have your child work on the daily set of skills. The SmartScore is the best possible measure of how well your child understands a skill. It factors in difficulty, answer accuracy, and consistency. Your child should aim for a Smart Score of 85, which shows a strong understanding of a skill. For an extra challenge, he/she can try for mastery (a score of 100).

Third grade is a challenging year. Encourage your child to learn, think, and create during the summer. Relax, play, and try new things, too! Have a happy, healthy, and holy summer!

If you have any questions, please feel free to contact me at [grade3@dmrockaway.org](mailto:grade3@dmrockaway.org).

In Christ,

Mrs. Jaime Ann Patel



Welcome to...


# Third Grade!

Dear Third Grader,

School will be starting before we know it and I am so happy to have you in my class this year! I hope you are getting ready for a wonderful year full of learning and fun. Below you will find a list of supplies that you will need in third grade. Please label your supplies with your name before the first day of school. Until then, enjoy the rest of your summer. I can't wait to see you!

Love,  
Ms. Patel

- Colored Pencils
- Thin Markers (washable)
- Crayons
- 1 Large Glue Stick
- 1 Elmer's Bottle Glue
- 1 Pair of pointed safety scissors
- 1 Pocket Folder (sturdy/plastic) labeled "Religion"
- 12 No. 2 Pencils (Ticonderoga preferred, but not required)
- Large Eraser
- Highlighter
- 12" ruler w/ standard in & cm
- Plastic Supply Box (about the size of a shoe box)
- Box of tissues
- Roll of paper towels
- Container/pack of Disinfectant wipes
- Hand sanitizer
- Clipboard (Dollar Tree sells them)
- 1 pack of Dry erase markers
- 1 mini white board (Dollar Tree sells them)





# IXL Summer Adventures

RISING 3RD GRADERS

Sprinkle in some learning this summer with IXL Summer Adventures! Each set of skills has a fun theme that will inspire you to explore topics in math, language arts, science, and social studies.

*Tip:* To quickly find each skill, type the three-character skill ID into the search bar at the top left of the page in IXL!

<b>Day 1</b>	<b>Picture it!</b>	Create pictographs I (NM5)
		Compare mythological illustrations (LW5)
		Which book title goes with the picture? (2RA)
		Identify urban, suburban, and rural areas (T73)





<b>Day 2</b>	<b>Fact or fiction</b>	Choose the picture that matches the setting or character (ZSQ)
		Read realistic fiction: set 1 (QTL)
		Subtraction sentences: which is true? (UY2)
		Balance addition equations - up to two digits (NH7)

<b>Day 3</b>	<b>Tell me a story</b>	Choose topic sentences for narrative paragraphs (YME)
		Add descriptive details to sentences (V7X)
		Insert dialogue into a story (EHM)
		Revise the sentence using a stronger verb (LZV)





Day  
4

## Show me the money

-  Purchases - do you have enough money - up to \$5 (W79)
-  How much more to make a dollar? (V9L)
-  Correct amount of change (LQ7)
-  What is economics? (MZQ)

Day  
5





## What's your opinion?

-  Identify an author's statement of opinion (GC2)
-  Identify facts and opinions (6Z5)

**Activity:** Write down a list of 5 of your opinions (e.g., Chocolate is the best ice cream flavor). Then poll your friends and family to see how many of them agree or disagree with your opinions.





Day  
6

## Fractions and contractions

-  Make halves, thirds, fourths, sixths, and eighths (JHE)
-  Match unit fractions to models (CPK)
-  Use contractions with "not" (CDA)
-  Use contractions in a sentence (VEF)





Day  
7

## Break it down

-  Identify base words, prefixes, and suffixes (8F6)
-  Sort words with shared prefixes and suffixes by meaning (LDS)
-  Write division sentences for groups (VGQ)
-  Identify plant parts and their functions (KDK)

Day  
8

## Put it together

-  Use linking words to complete a passage (YJC)
-  Complete the sentence with a two-syllable word (THW)
-  Add two-digit numbers with regrouping - sums to 100 (GLX)
-  Estimate sums (73Q)

Day  
9

Sides and cycles



Parallel sides in quadrilaterals (6E9)



Identify trapezoids (67A)



Read animal life cycle diagrams (5K7)



Read and construct flowering plant life cycle diagrams (UML)

Day  
10

State of mind



Abbreviate state names (MQB)



Identify the 50 states (2GU)

**Activity:** Pick a U.S. state you'd like to visit. Plan your trip! How would you get there? What would you visit?

Day  
11

Let's get down to business



Put money amounts in order (TB9)



Add money amounts - word problems (BK6)



Goods and services (T9D)



Producers and consumers (FBZ)

Day  
12

Spelling bees and butterflies



Spell rhyming words to answer riddles (DK8)



Spell the sight word (6K6)



Spell word names for numbers up to 20 (QBX)



Pollinator: painted lady butterfly (X7R)

Day  
13

## Time machine



Introduction to fossils (PR8)



Compare fossils to modern organisms (JCL)



Elapsed time word problems: find the end time (SVC)



Relate time units (GKF)

Day  
14

## Skip, jump, and hop



Skip-counting by twos, fives, and tens (CBC)



Skip-counting sequences (MV8)



Identify mammals, birds, fish, reptiles, and amphibians (VCB)



Identify vertebrates and invertebrates (MHS)

Day  
15

## Measure it



Which customary unit of length is appropriate: inches, feet, or yards? (GKJ)



Customary units of length: word problems (GSF)

**Activity:** Practice your powers of estimation! Guess the length of some objects in your home, then measure them to check your accuracy. Can you find something that's about 6 inches long? About 2 feet tall?

Day  
16

## Time for change



Making change (LYP)



Read clocks and write times (K7F)



Frederick Douglass (M1CQ)



Find evidence of changes to Earth's surface (GYZ)

Day  
17

## Let's stick together



Form compound words (GRF)



Count equal groups (9K7)



Benefits of group behavior: North American caribou (HXS)



Label magnets that attract or repel (M7Y)

Day  
18

## It's multiplying



Identify multiplication expressions for equal groups (9AE)



Write multiplication sentences for equal groups (V98)



Multiple-meaning words with pictures (WVW)



Identify multiple materials in objects (MUY)

Day  
19

## Compare and contrast



Compare and contrast in informational passages (NQN)



Use adverbs to compare (36M)



Compare numbers (56H)



Compare vertices, edges, and faces (DPT)

Day  
20

## Finding information



Use text features (FZ7)



Use dictionary entries (T7U)

**Activity:** Create your own book covers, like the ones from "Use text features". Bonus points for funny author names!



Name: \_\_\_\_\_

Date: \_\_\_\_\_

# Book Report: Non-Fiction



title: \_\_\_\_\_

author: \_\_\_\_\_

This book was \_\_\_\_\_ number of pages: \_\_\_\_\_  
(easy, just right, hard)

Describe what the book is about.

---

---

---

List three interesting facts you learned from this book.

1. \_\_\_\_\_  
\_\_\_\_\_
2. \_\_\_\_\_  
\_\_\_\_\_
3. \_\_\_\_\_  
\_\_\_\_\_

Did you like this book? Tell why or why not. \_\_\_\_\_

---

---

---

Name: \_\_\_\_\_

Date: \_\_\_\_\_

# Book Report: Fiction



title: \_\_\_\_\_

author: \_\_\_\_\_

This story was \_\_\_\_\_, number of pages: \_\_\_\_\_  
(easy, just right, hard)

Describe what happened in the beginning of the story.

---

---

---

Describe what happened in the middle of the story.

---

---

---

Describe what happened at the end of the story.

---

---

---

Did you like this book? Tell why or why not. \_\_\_\_\_

---

---

# 10 July Activities for Catholic Families



1. **Have a special prayer time to ask for God's guidance for your country and its people**, especially for those in countries like the United States, Canada, and France that celebrate special holidays for their country this month.
2. **Do a craft to remember that the month of July is dedicated to the Precious Blood of Jesus.** <http://bit.ly/preciousblood>
3. **Pick a service project to do as a family this month.** It could be something small or something large – it's just important to do it with a giving heart.
4. **Grab out blocks or LEGO bricks and create unique buildings and other creations for Saint Thomas the Apostle's feast day on July 2<sup>nd</sup>.** He is the patron saint of architects.
5. **Visit Eucharistic Adoration (even if only briefly with young children)** in honor of Saint Kateri Tekakwitha, who had a great devotion to the Eucharist. Her feast day is July 14<sup>th</sup>.
6. **Prepare your favorite apple recipe** on or around July 15<sup>th</sup>, since apples (and raindrops) are symbols of Saint Swithun.
7. **Make empty tomb rolls** as a reminder of Saint Mary Magdalene being present to see both the empty tomb and Christ resurrected. Her feast day is July 22<sup>nd</sup>.  
<http://bit.ly/emptyrolls>
8. **Go fishing (or just play a round of the card game Go Fish!)** in honor of Saint James the Apostle who was a fisherman. His feast day is July 25<sup>th</sup>.
9. **Plan a visit (or video chat, if distance is an issue) with grandparents** to celebrate the feast day of Saints Anne and Joachim, grandparents of Jesus. Their feast day is July 26<sup>th</sup>.
10. Saint Martha used hospitality as a way to serve Jesus and others. **Prepare a meal or treat for someone special.** Her feast day is July 29<sup>th</sup>.

# 10 August Activities for Catholic Families




- 1. **Work on memorizing one prayer or Bible verse with your children this month.** You could start with these: <http://www.catholicicing.com/printable-abc-scripture-cards-for-catholics-free/>
- 2. **Complete some of the Feast of the Transfiguration activities** from Three Sided Wheel (August 6<sup>th</sup>): <http://bit.ly/JesusTransfiguration>
- 3. **Go out past city lights to do some star watching.** How many constellations can you find? Saint Dominic is the patron saint of astronomers and has a feast day of August 8<sup>th</sup>. Here is a stargazing scavenger hunt that might be fun: <https://www.reallifeathome.com/printable-star-gazing-scavenger-hunt/>
- 4. **Plan a cookout for your family and friends** in honor of Saint Lawrence, patron saint of grill cooks. His feast day is August 10<sup>th</sup>.
- 5. **Make a sacrifice this month that benefits another person.** Saint Maximilian Kolbe, who gave up his life to save someone else's life, has his feast day on August 14<sup>th</sup>.
- 6. **Attend Mass on August 15<sup>th</sup> for the Assumption of the Blessed Virgin Mary.** It's a Holy Day of Obligation! You can also do this Assumption of Mary craft: <https://www.reallifeathome.com/feast-of-the-assumption-craft/>
- 7. **If you missed out on doing a May crowning, you can still do one** on August 22<sup>nd</sup> for the Queenship of Mary. You could also do it with this craft activity: <https://www.reallifeathome.com/mary-queen-of-heaven-printable-activity/>
- 8. **Find a tutorial for making frosting roses and use them to decorate a sweet treat.** Saint Rose of Lima's feast day is August 23<sup>rd</sup>. You could also make paper roses with this template: <https://www.reallifeathome.com/super-easy-valentines-paper-rose-cutout/>
- 9. **Have some prayer time for family members that may have fallen away from the church** in honor of Saint Monica's feast day on August 27<sup>th</sup>.
- 10. **Do something nice for your Mom,** in honor of Saint Augustine, whose mother (Saint Monica) followed him and prayed for years for his conversion to Christianity. Saint Augustine's feast day is August 28<sup>th</sup>.

Name \_\_\_\_\_

July Reading Log

# Here's the Scoop

Have some fun reading in a variety of places this month. Color a scoop of ice cream each time you read. Add a cherry to the top once you finish each ice cream cone. Have a parent initial each cone.




Name \_\_\_\_\_

August 2021 Reading Log

# Relax with a Good Book

For each week in August, color one section of a beach umbrella every time you read for 15 minutes. Try your best to color all 5 sections on each umbrella. Color the rest of the beach scene once each umbrella is complete! Have a parent initial each umbrella.



# 10 Ways Parents Can Fight Summer Reading Loss

**1 Set a specific time for daily reading** When you set aside a specific time each day for reading, it becomes part of the daily routine. When something is done routinely it makes it less likely to be forgotten. I love that for my own children reading at night is as routine as putting on their pajamas and brushing their teeth.

**2 Let your children see you reading** Literature-rich homes have a myriad of reading material around, from all sorts of books (picture, chapter, nonfiction, and fiction) to newspapers, magazines, and electronic reading materials, etc. Just last week as I was standing in the kitchen holding a book, my son Brady (age 4) said to my daughter Marykate (age 3), "Oh great, Mommy has another book she won't stop reading so she can feed us." I laughed because they were anxiously awaiting a snack, but what they were seeing instead was a true passion for reading that I hope will inspire them to be avid readers themselves. They were just going to have to wait!

**3 Talk with your children about what they are reading** Letting your children know that you are interested in what they are reading can be very motivating for them. Even if you are not familiar with the book, you can ask about the characters, the problem, or have your kids share something new they learned. At this point in his reading life, my son starts answering questions (without me asking) as soon as we close a book we have read together. While I am thrilled that he knows that thinking and talking about books is important, I also try to make sure that I keep reading fun and don't turn it into a chore.

**4 Have a reading area** Make a special place in your home that is a reading nook. Have a variety of books and periodicals available there. You do not need to buy these reading materials. Instead, borrow them from your local library. At my home, we seem to have books in every room of the house, but I also have a cozy pillow or chair next to my children's bookshelves in their playroom where they enjoy looking at books on their own.

**5 Visit the library** Go to your local library regularly throughout the summer. Not only can you check out reading material, but most local libraries also have many fun reading programs and activities to encourage summer reading. My kids love to go to our library—honestly, it's mostly to do crafts—but we always get a stack of books while we are there, too.

**6 Reading to your child** Reading to your child is so important. It is a great way to model fluency and enjoy a good book together. I personally love to act out the books with my children. (Sometimes, I am not sure if they are laughing at me or with me!) Children can also read aloud to their siblings or to the whole family—even to a patient family pet.

**7 Have writing supplies available** Writing is an important part of the language arts. Additional practice with writing is beneficial to all children and manipulating the text they are reading helps them remember more of it. Keep the writing fun! Some ideas include writing a letter to your favorite character in a book, writing a "sequel" to a story you love, or drawing and writing a graphic novel version of a book. Younger kids could draw pictures or make collages of images that "go with" the books they are reading.

**8 Get audio books or listen to books online** Your local library should have a variety of audio books available for children and adults. It can also be a nice change of pace to listen to and watch stories online. Several actors, actresses, sports heroes, and musicians have participated in websites that post celebrities reading books out loud. My children just love to listen to books. Their favorite is Click, Clack, Moo, by Doreen Cronin, as read by Randy Travis.

**9 Start a book club** Get your child's friends together and pick a book they are all interested in reading. Have them meet once or twice a week to discuss what they have read—you may want to help them set reading targets if they are reading a chapter book. For example, they could aim to read two or three chapters a week. If they choose a book from their summer reading list, the discussion may also help them with comprehension. My own children are too young to be part of a book club, but I can't wait until they are old enough to have one of their own.

**10 Carry books with you** Having books with you at all times is a great way to pass the time when you have a few unexpected minutes. Keep a supply in the car or in a tote bag. I have books in the pockets of the seats in my car. This way, when we're out on the road my kids can grab a book whenever they want.