

Kindergarten Reading/Language Arts Lesson Plans

March 30-April 3, 2020

TEKS: LA.2.C, LA.3.D, LA.6.A, LA.18.A, LA.2.G, LA.17.A, LA.1.C

MATERIALS NEEDED:

- iPad or laptop
- markers
- crayons
- journal (composition book)
- plain paper
- magazine pictures
- doodle pad paper
- scissor
- glue stick

WEEKLY OBJECTIVES:

1. Respond to Literature- show comprehension of story through illustration and writing,
2. Phonics-identify short /u/,
3. Sight Words- read and write sight words: and, there, down, want, who, will
4. Decodable Books- *Yum, Yum, Yum, Is It the Bus, In the Tub, Animal Quiz*

NOTE TO PARENTS:

Dear Parents,
I hope you have a good second week of remote learning. Thank you for your patience as we navigate through this learning curve. Please email if you have questions or concerns. Blessings.



CONTACT INFORMATION:

Kim Martinez
Email: kmartinez@stmatts.org
Website: <https://smcssa.org>


MARVELOUS MONDAY

Respond to Literature:

Lesson: Watch: *Whose House* by Barbara Seuling on and think about what you learned about animal homes from the story.


Activity: Then, in Theme 9 Practice Book, on page 5, match the animal on the left side to the proper animal home on the right side. At the bottom of the page, using a pencil  and crayons , draw a picture of something you like about your home, color nicely .


Keep this page attached to the Theme 9 Practice Book.



<https://safeYouTube.net/w/LPz3>

Phonics:

Lesson: Watch  YouTube video, review short /u/ vowel, identify short /u/ words

Activity: Then, complete page 4 in your Theme 9 Book- handwriting  letter Uu -using a **pencil**. Skip over to pge 6- follow instructions and try to sound out words and write words in the box-- example: c-u-p, d-u-c, u-m-p-r. encourage students to use “inventive spelling”



<https://safeYouTube.net/w/Uye3>

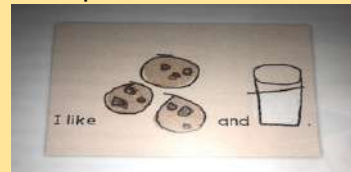
Sight Words:

Lesson: Practice reading the word “and/there”. Watch YouTube video on “and/there”

Activity: Using your journal , write a sentence and draw a picture using “and”

<https://youtu.be/2L3Xzd4spYE>
<https://youtu.be/KJQzwxXHe0U>

example: I like cookies *and* milk.



Decodable Books:

Lesson: *Is It the Bus?*  Read independently.

Activity: Identify names of characters, Guide child through the story, monitoring. Discuss favorite part. Practice daily. Use reading strategies: “look at picture clues, sound out words, go back and try it again, make a good guess, does it make sense? Find sight words. Read with expression”.



<https://safeYouTube.net/w/pJz3>


TERRIFIC TUESDAY

Respond to Literature:

Lesson: Watch: *Whose House* by Barbara Seuling

Activity: In your journal, draw a picture of your favorite spot in your house and write a sentence about it.


Example: "My favorite spot is my room. My room is good. I like my room. I have books. I have toys."
Share with a friend.



<https://safeYouTube.net/w/LPz3>

Phonics:


Lesson: Go to Epic and search *Fun!* by Cynthia Amoroso (short /u/ vowel) Listen and learn

Activity: Complete page 7 & 8 in Theme 9 Practice Book. Use a pencil for writing .



Sight Words:


Lesson: "and/there"

Activity: Using your journal , write a sentence and draw a picture using "there" example: I want to go *there*.

<https://safeYouTube.net/w/FXi3>

<https://safeYouTube.net/w/xWi3>

Decodable Books:

Lesson:  Read book: *Yum, Yum, Yum*

Activity: review sight words—and, there, down, want, who, the, for.
Identify names of characters, Guide child through the story, monitoring.
Discuss favorite part.




<https://safeYouTube.net/w/CCz3>

WONDERFUL WEDNESDAY

Respond to Literature:

Lesson: *Red Eyed Tree Frog* -watch read aloud story

Activity: Next, In Theme 9 Practice Book, complete page 9 & 10. Color with **crayons** 🖍️ (markers will bleed through)



<https://safeYouTube.net/w/LYi3>

Phonics:

Lesson: Short /u/ vowel—watch videos and focus on /u/ words

Activity: using a piece of doodle pad paper, fold into 4 squares, draw and write your favorite /u/ word from the videos.

Ex: hug, sun, gum, bug

<https://safeYouTube.net/w/Szj3>

<https://safeYouTube.net/w/92j3>

Sight Words:

Lesson: Practice reading: down, want, who

Activity: practice 4 times

Decodable Books:

Lesson: Read independently

Activity: Reread *Yum, Yum, Yum* independently- turn the volume off and read with expression. Think of a time when you had to share. In your journal, draw and write about a time when you had to share something.

Example: *I share with my brother. My brother is little.*




<https://safeYouTube.net/w/CCz3>

THINKING THURSDAY

Respond to Literature:

Lesson: watch <i>How Leopard Got His Spots</i> folktale	 https://safeYouTube.net/w/yc03
Activity: Listen to the folktale audio video. Think about the characters in story. Where does the story take place? (African forest) What color were the animals at the beginning of the story? (yellowish-brown) Where did the animals hide? (in the speckled forest) What is “game?” (food) On a blank piece of paper, draw your favorite animal in the story. Make your animal camouflaged! Example: zebra in tall sticks, giraffe in the forest	


Phonics:

Lesson: Go to Epic and search <i>Fossil Hunt</i> read aloud short /u/	
Activity: on page 22-23, look at short u words/pictures, In your journal, write “my fossil hunt” at the top and draw pictures that have short /u/ sound. Example: bucket, bus, under, sun, hunt	

Sight Words:

Lesson: Review—and, there, the, for, we	
Activity: Practice 4 times!	

Decodable Books:

Lesson: <i>Is It the Bus?</i> 📖 Read again independently (repeat from Monday). Turn volume off.	 https://safeYouTube.net/w/pJz3
Activity: Recall names of characters, Guide child through the story, monitoring. Read with expression!	

FUN FRIDAY

Respond to Literature:

Lesson: *The Red Eyed Tree Frog*— watch video and listen to read aloud

Activity: Using a piece of doodle pad paper, draw a red eyed tree frog, color the eyes **red!**
Have fun drawing! 🖍️



<https://safeYouTube.net/w/zzf3>

<https://safeYouTube.net/w/LYi3>

Phonics:

Lesson: short /u/--Go to **Epic** and search *U by Bela Davis*

Activity: Listen and learn as you watch this read aloud story.

Name 4 words that you learned from the story. Tell a grown-up the words.

Ex: under, uncle, umpire, umbrella, upset



Sight Words:

Lesson: Practice **all** sight words

Activity: watch your favorite sight word video- try to read as many words as you can

Decodable Books:

Lesson: *In the Tub*- read story by yourself- turn volume off



The Animal Quiz- (challenge- optional) turn volume off

Activity: Practice reading these books.

Use reading strategies: look at picture clues, sound out words, go back and try it again, make a good guess, does it make sense?

Find sight words.

Read with expression!



<https://safeYouTube.net/w/pNz3>

<https://safeYouTube.net/w/BMz3>