

Kindergarten Reading/Language Arts Lesson Plans

April 6-8, 2020 (Holy Week)

TEKS: LA.2.C, LA.2.A, LA.3.D, LA.6.A, LA.18.A, LA.2.G, LA.17.A, LA.1.C

MATERIALS NEEDED:

- iPad or laptop
- pencil/crayons
- plain paper
- doodle pad
- paper
- glue stick
- markers
- journal (composition book)
- scissors
- Theme 9 Practice Booklet
- Blue Phonics Book

WEEKLY OBJECTIVES:

1. Respond to Literature- show comprehension of story through illustration and writing,
2. Phonics-letter/sound Qq, rhyming words
3. Sight Words- read and write sight words: want, who, will, little, give
4. Decodable Books- Doq Fun, A Hat to Fit Bun, The Big Bun

NOTE TO PARENTS:

Dear Parents,
I hope you have a blessed Holy Week as we prepare our hearts for Easter. Thank you for your support as we get through distance learning-- together. Please email if you have questions or concerns. Happy Easter!

CONTACT INFORMATION:

Kim Martinez
Email: kmartinez@stmatts.org
Website: <https://smcssa.org>

MARVELOUS MONDAY

Respond to Literature:


Lesson: Click and Watch Audio Video: *Good Morning, Little Polar Bear* by Carol Votaw on Educreations. Think of how arctic animals play during the day. Listen for rhyming words in the story.

<https://www.educreations.com/lesson/view/good-morning-little-polar-bear/53063599/?ref=appemail>

Activity: In Theme 9 Practice Book, on page 11, cut and glue pictures of the baby arctic animal on the right side of the page to the adult animal in the middle of the page. ✎ Color nicely. **Keep this page attached to the Theme 9 Practice Book.**



Phonics:

Lesson: Watch  video, rhyming words, identify rhyming words

<https://safeYouTube.net/w/Ebn4>

Activity: watch video- use a blank piece of paper- draw two sets of rhyming pictures - use a **pencil and** write words using “inventive spelling” **Keep this page in a special folder.**



<https://www.educreations.com/lesson/view/rhyming-assignment/53064378/?s=Hbeopc&ref=appemail>



Phonics:

Lesson: Short /u/ and /o/. Practice reading 3-letter words, blending sounds together. r-u-n-, c-u-t-, h-o-t.

Activity: In Theme 9 Practice Book, complete page 13. Color nicely.



Decodable Books:

Lesson: *Dog Fun*  Read with video. →


[Click here to view this lesson](#)

Activity: Identify names of dogs and children in the story: **Bill, Rex, Bob, Sam, Jess, Max**. Guide child through the story, monitoring. Discuss favorite dog. Practice reading daily. Use reading strategies: “look at picture clues, sound out words, go back and try it again, make a good guess, does it make sense? Find sight words. Read with expression”.



TERRIFIC TUESDAY

Respond to Literature:

Lesson: Watch: *Clever Tortoise*  by Francesca Martin →

Activity: In Theme 9 booklet, on page 12, with a pencil, draw your favorite part of the story-- is it the tug-o-war between elephant and hippopotamus? Color nicely!
Share with mom or dad.



<https://safeYouTube.net/w/q6n4>

Phonics:

Lesson: Review short /a/- blend 3-letters together- c-a-t, b-a-g, h-a-t, f-a-n,

Activity: In Theme 9 Practice Book, on page 14, look at the details in the picture carefully. Follow along with the learning video attached. →

<https://www.educrations.com/lesson/view/comprehension-details/53105087/?ref=app>




Sight Words:

Lesson: "give/little"

Activity: In Theme 9 Practice Book, on page 15 & 16, look at the pictures and think about what animal would want each food- cut and glue the correct food to the animal. Fill in the missing words. Practice reading the sentences: "Give me a little ____". →



Decodable Books:

Lesson:  Read book: *A Hat to Fit Bun* →

Activity: review sight words—little, Will, this, What
Identify names of characters: Bun, Mom. Guide child through the story, monitoring.
Practice 4 times!

[Click here to view this lesson](#) about A Hat to Fit Bun.



WONDERFUL WEDNESDAY

Respond to Literature:

Lesson: The Mixed-Up Chameleon -watch read aloud story on *You Tube Safe Share* →

Activity: Next, in your journal book 📔, draw a picture of the mixed-up chameleon at the end of the story (before he wished to be himself again) try to write details about him.

Example: "He has a black hat. He has a black umbrella. He has a long neck. He has a green shell. He is funny."

<https://safeYouTube.net/w/lqd4>



Phonics:


Lesson: letter Qq—watch videos and focus on /qu/ words →

Activity: In your **blue phonics book**, complete pages 123, 124. Color with crayons and write nicely.

Keep this page in your blue workbook. →

<https://safeYouTube.net/w/W6d4>

<https://safeYouTube.net/w/u8d4>



Sight Words:

Lesson: Practice reading: give, little, down, want, who

Activity: practice 4 times

Decodable Books:

Lesson: Read independently 📖 follow videos attached→

Activity: Reread Dog Fun and A Hat to Fit Bun independently- turn the volume off and read with expression.
Practice reading everyday!

[Click here to view this lesson](#) about A Hat to Fit Bun.
[Click here to view this lesson](#)

