



2019 Annual Financial Report:

July 1, 2018 - June 30, 2019

And

2019 - 2020 Annual Budget Summary

St. Hyacinth 2019 Financial Report: July 1, 2018—June 30, 2019

Parish Income:	
Offerings	\$791,781.48
Other Income	\$255,020.92
Parish Total Income	\$1,046,802.40

Parish Expenses:	
Clergy	\$ 73,890.60
Ministries	\$294,806.61
Family Life, Fellowship, Acts	\$ 24,648.73
Capital Campaign Exp. (Paid with operating funds)	\$ 5,108.92
Bazaar/Bingo	\$ 35,347.06
Church/ArchGH. Obl.	\$ 93,050.52
Plant Operations & Utilities	\$ 228,057.43
Administration & Insurance	\$258,077.67
Parish Total Expenses	\$1,012,987.54

Parish Net Activity	\$33,814.86
----------------------------	--------------------

Capital Campaign Income:	
Capital Campaign Contributions	\$221,005.35
Capital Campaign Interest Earned	\$11,432.31
Capital Campaign Income (Restricted Funds)	\$232,437.66

Capital Campaign Expenses :	
Capital Campaign Tax	26,988.32
Capital Campaign Loan Interest due at payoff	\$258.41
Capital Campaign Expenses (Restricted Funds)	\$27,246.73

Capital Campaign (Restricted Funds)	\$205,190.93
Net Activity	

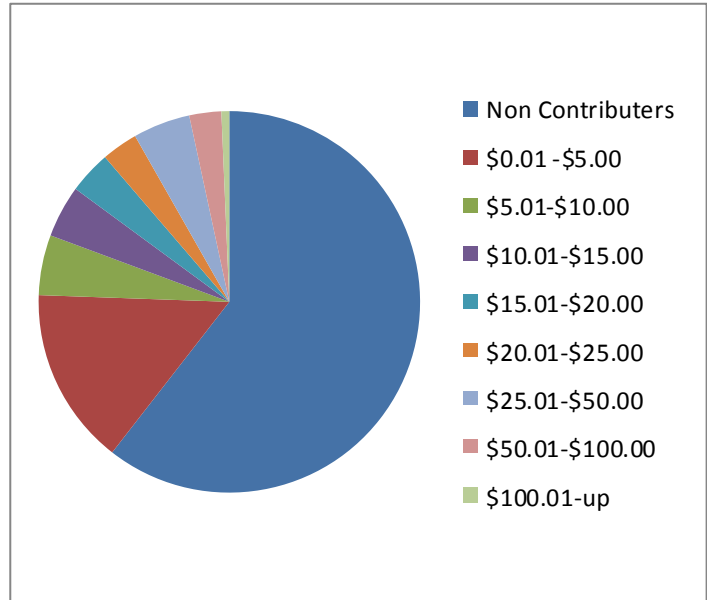
- Offering income is any money received in our Sunday collections, Faith Direct or via PayPal.
- Other income includes Fundraising, CCE/Religious Education and other educational fees., Parish Improvement, Interest, Facility Use fee , Acts, Bazaar, Bingo.
- Capital Campaign Income is restricted for the new building.
- Clergy includes all expenses associated with the priests, deacons and rectory.
- Ministries include all expenses related to CCE/Religious Education, Adult Education, Sacramental Programs, Youth Ministry, Young Adult Ministry, Liturgy, Music and religious articles/candles. Personnel and personnel benefits.
- Family Life, Fellowship and Acts is any expense related to any Parish Social events (Mardi Gras, St. Hyacinth Feast, 4th of July,) and any expense for the Acts team.
- Capital Campaign Expense is the yearly tax on capital campaign income that is assessed by the Archdiocese.
- Bazaar/Bingo all expense related to the spring festival and bingos.
- Church and Archdiocesan Obligations includes the Cathedralricum tax which is assessed on every parish for the administration of the Archdiocese and the Archdiocese assigned twinning Parish financial aid.
- Plant Operations & Utilities includes all expenses associated with maintenance and repair of all parish facilities and utilities(electricity, gas, water, telephone, internet). Personnel and personnel benefits.
- Administration & Insurance includes all expenses associated with operations of the parish office, personnel, personnel benefits, equipment and supplies. Property and liability insurance assessments for the Church, Rectory, Guyot Hall and Religious Education Buildings

St. Hyacinth Catholic Church Financial Stewardship

Average Weekly Contribution **Number of Households** **Percent of Total**

July 1, 2018—June 30, 2019

\$0.00	986	61%
\$0.01 - \$5.00	245	15%
\$5.01 - \$10.00	83	5%
\$10.01 - \$15.00	72	4%
\$15.01 - \$20.00	59	3%
\$20.01 - \$25.00	50	3%
\$25.01 - \$50.00	79	5%
\$50.01 - \$100.00	44	3%
\$100.01-up	11	1%
	<u>1,629</u>	<u>100%</u>



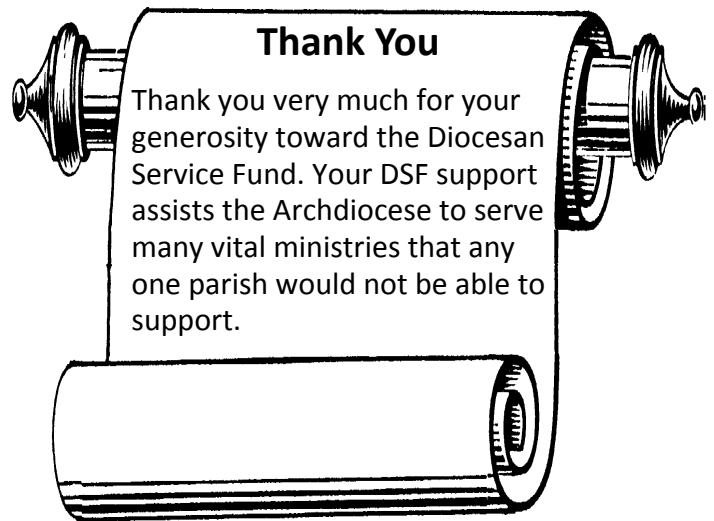
Collection History for Fiscal Year Budget (Fiscal Year: July 1—June 30)

	2017-2018 Budget	2018-2019 Budget	2019-2020 Budget
Annual Collection Budget:	\$874,000.00	\$891,500.00	\$800,286.00
Average Weekly Collection:	\$16,807.69	\$17,144.23	\$15,390.12

Diocesan Service Fund

“Instruments of God’s Mercy”

	<u>2018</u>
Parish DSF Goal:	\$84,000.00
Total Amount Paid:	\$81,060.89
Total Amount Pledge :	\$81,885.89
Average Participant Pledge:	\$334.23
Paid Over (Under Goal):	\$(2,939.11)
Pledge Over (Under Goal):	\$(2,114.11)
Total Number of Participants:	245



***Any amount paid over goal:**

-50% returned to the Co-Cathedral

-50% goes the Archdiocesan Aid for Poorer Parishes



Statement of Activities
July 1, 2018-June 30, 2019

PARISH OPERATING REVENUE

	<u>UNRESTRICTED</u>
Contributions	\$ 791,781.48
Religious Education Ministry	\$ 29,651.75
Liturgy Ministry	\$ 20,445.59
Youth Ministry	\$ 10,113.00
Sales-Religious articles, candles	\$ 19,368.53
Interest Income-savings	\$ 1,115.93
Bazaar/Bingo	\$ 62,828.95
Other Income	\$ 111,497.17

Total Parish Operating Revenue \$ 1,046,802.40

PARISH OPERATING EXPENSES

Program Services:	
Pastoral-clergy and rectory	\$ 73,890.60
Liturgy-general, music, arts & environment	\$ 102,633.72
Religious education-CCE, VBS, RCIA	\$ 112,554.34
Youth Ministry	\$ 61,771.41
Nursery Ministry	\$ 1,472.67
Religious articles, candles	\$ 16,374.47
Family life, fellowship, appreciation	\$ 24,648.73
Capital Campaign	\$ 5,108.92
Bazaar/Bingo	\$ 35,347.06
Supporting Services:	
Archdiocesan Obligations	\$ 93,050.52
Plant Operation & Utilities	\$ 228,057.43
Administration & Insurance	\$ 258,077.67

Total Parish Operating Expenses \$ 1,012,987.54

Changes in net assets from Parish operations \$ 33,814.86

Capital Campaign Income (Restricted Funds)

Capital Campaign Contributions	\$ 221,005.35
Capital Campaign Interest Earned	\$ 11,432.31
Capital Campaign Total Income	<u>\$ 232,437.66</u>

Capital Campaign Expenses

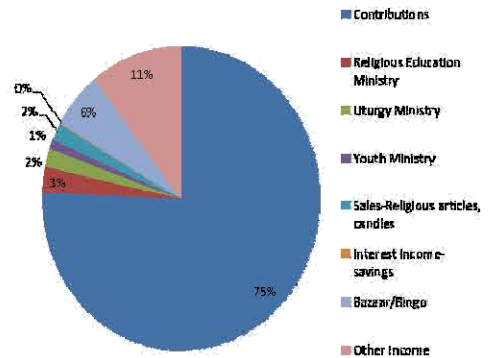
Capital Campaign Tax - Archdiocese	\$ 26,988.32
Capital Campaign loan interest due at payoff	\$ 258.41
Capital Campaign Total Expense	<u>\$ 27,246.73</u>

Changes in net assets from Capital Campaign \$ 205,190.93

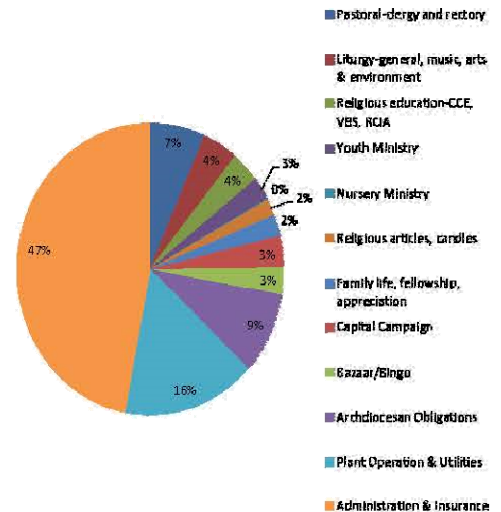
CHANGES IN NET ASSETS \$ 239,005.79

Net assets, beginning of year	\$ 4,336,484.25
Other changes in net assets	\$ 5,130.00
Net assets, end of year	<u>\$ 4,580,620.04</u>

Revenue



Expenses



St. Hyacinth Catholic Church
 Statements of Financial Position
 June 30, 2019

ASSETS	
Cash, checking-operating	\$ 66,174.39
Cash, savings with Archdiocese	\$ 76,110.34
Capital Campaign savings with Archdiocese	\$ 727,303.68
Petty Cash	\$ 300.00
Property and equipment	\$ 3,742,375.70
Other Current Assets	\$ 138.52
TOTAL ASSETS	\$ 4,612,402.63

LIABILITIES AND NET ASSETS	
2018-2019 Accounts payable open	\$ 28,739.37
2019-2020 Accounts Payable paid	\$ (9,836.81)
Deferred revenue-tuition, fees, AYC	\$ 3,950.12
A/P Mass Intentions	\$ 2,100.00
A/P Pension	\$ 2,080.96
Rental Deposit	\$ 715.00
Funds Held on Behalf of Others-Helping Hands	\$ 1,524.99
Peter Pence Collection issued in July	\$ 2,483.96
Campaign for Human Development: additional recvd. issued in July	\$ 25.00
TOTAL LIABILITIES	\$ 31,782.59

NET ASSETS	
Unrestricted	\$ 3,830,318.91
Restricted	\$ 727,303.68
Funds held for others, ACTS Defered Income	\$ 22,997.45
TOTAL NET ASSETS	\$ 4,580,620.04
TOTAL LIABILITIES AND NET ASSETS	\$ 4,612,402.63

**ST. HYACINTH CATHOLIC CHURCH
2019-2020 ANNUAL BUDGET SUMMARY**

Operating Income Summary	Budget
Offerings	\$800,300
Religious Education Ministry	\$26,800
Liturgy Ministry	\$15,800
Youth Ministry	\$10,000
Sales-Religious Articles, candles	\$18,000
Bazaar-Bingo	\$58,400
Interest Income -Savings	\$1,000
Other Income	\$101,200
Income Budget Total	\$1,031,500

Capital Campaign Income Summary	Budget
Capital Campaign Contributions	\$65,500
Capital Campaign Interest Earnings	\$9,600
Income Budget Total	\$75,100

Capital Campaign Expense Summary	Budget
Capital Campaign Tax	\$22,400
Expense Budget Total	\$22,400

Capital Campaign Income-Expense (Over budget) \$52,700

Operating Expense Summary	Budget
Pastoral-Clergy and Rectory	\$ 78,500
Religious education, CCE,VBS,RCIA	\$ 113,300
Liturgy-general, music, arts & environment	\$ 113,800
Youth Ministry	\$ 78,500
Nursery Ministry	\$ 1,700
Religious Articles Candles	\$ 16,100
Bazaar Bingo	\$ 31,800
Family life, fellowship, appreciation	\$ 23,900
Archdiocesan Obligations	\$ 93,800
Plant Operations & Utilities	\$ 241,900
Administration & Insurance	\$ 306,700
Capital Expenditures	\$ 40,000
Expense Budget Total	\$ 1,140,000

Parish Income-Expense (Over budget) \$ (108,500)