



Statement of Activities  
July 1, 2019-June 30, 2020

**PARISH OPERATING REVENUE**

Contributions	\$ 742,162.73
Religious Education Ministry	\$ 23,887.40
Liturgy Ministry	\$ 14,041.64
Youth Ministry	\$ 15,000.67
Sales-religious articles, candles	\$ 12,342.91
Interest Income-savings	\$ 903.13
Bazaar/Bingo	\$ 13,046.45
Other Income	\$ 105,750.10
<b>Total Parish Operating revenue</b>	<b>\$ 927,135.03</b>

**UNRESTRICTED**

**PARISH OPERATING EXPENSES**

Program Services:	
Pastoral-clergy and rectory	\$ 71,841.21
Liturgy-general, music, arts & environment	\$ 82,625.44
Religious education-CCE, VBS, RCIA, Bible study	\$ 98,627.11
Youth Ministry	\$ 59,371.39
Nursery Ministry	\$ 888.67
Religious articles, candles	\$ 6,387.37
Family life, fellowship, appreciation, Acts	\$ 33,258.10
Capital Campaign	\$ -
Bazaar/Bingo	\$ 6,354.62
Archdiocesan Obligations	\$ 93,814.44
Plant Operation & Utilities	\$ 218,871.45
Administration & Insurance	\$ 246,782.36
Ignite Campaign	\$ 336.01
DSF shortage paid	\$ 6,265.38
<b>Total Parish Operating expenses</b>	<b>\$ 925,423.55</b>

Changes in net assets from Parish operations \$ 1,711.48

Reclass net assets used for capital expenditure(walkway lights) \$ 9,090.00

**Capital Campaign Income (Restricted Funds)**

Capital Campaign Contributions	\$ 33,749.83
Capital Campaign Interest Earned	\$ 8,968.82
<b>Capital Campaigning Total Income</b>	<b>\$ 42,718.65</b>

Changes in net assets from Capital Campaign \$ 42,718.65

**Ignite Campaign Income (Restricted Funds)**

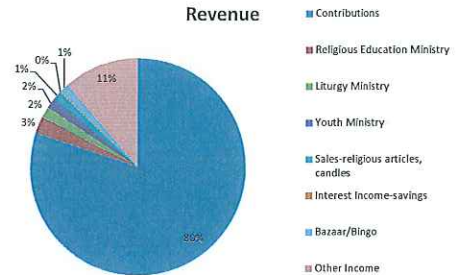
Ignite Campaign Rebates	\$ 26,543.01
Ignite Campaign Interest Earned	\$ 92.21
<b>Ignite Campaign Total Income</b>	<b>\$ 26,635.22</b>

Changes in net assets from Ignite Campaign \$ 26,635.22

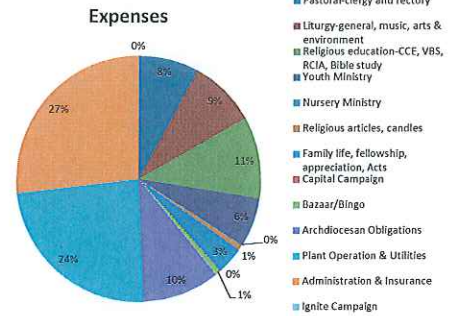
**CHANGES IN NET ASSETS**

	\$ 80,155.35
Net assets, beginning of year	\$ 4,580,620.04
Net assets, end of year	<b>\$ 4,660,775.39</b>

**Revenue**



**Expenses**



St. Hyacinth Catholic Church  
 Statements of Financial Position  
 June 30, 2020

<b>ASSETS</b>	
Cash, checking-operating	\$ 134,560.31
Cash, savings with Archdiocese	\$ 103,648.69
Capital Campaign savings with Archdiocese	\$ 770,977.54
Petty Cash	\$ 275.00
Property and equipment	\$ 3,751,465.70
<b>TOTAL ASSETS</b>	<b>\$ 4,760,927.24</b>
<b>LIABILITIES AND NET ASSETS</b>	
2019-2020 Accounts Payable paid	\$ 13,285.51
A/P Mass Intentions	\$ 665.00
A/P Pension	\$ 2,272.32
Rental Deposit	\$ 715.00
Funds Held on Behalf of Others-Helping Hands	\$ 1,630.02
Peter Pence Collection issued in July	\$ 287.00
Notes Payable Paycheck Protection Program	\$ 81,297.00
<b>TOTAL LIABILITIES</b>	<b>\$ 100,151.85</b>
<b>NET ASSETS</b>	
Unrestricted	\$ 3,754,709.63
Restricted	\$ 797,612.76
Funds held for others ACTS Defered Income	\$ 28,297.65
<b>Total Net Assets</b>	<b>\$ 4,580,620.04</b>
Changes in net assets	\$ 80,155.35
<b>TOTAL NET ASSETS</b>	<b>\$ 4,660,775.39</b>
<b>TOTAL LIABILITIES AND NET ASSETS</b>	<b>\$ 4,760,927.24</b>

## St. Hyacinth 2020 Financial Report: July 1, 2019—June 30, 2020

<b>Parish Income:</b>	
Offerings	\$742,162.73
Other Income	\$184,972.30
<b>Parish Total Income</b>	<b>\$927,135.03</b>

<b>Parish Expenses:</b>	
Clergy	\$ 71,841.21
Ministries	\$247,899.98
Family Life, Fellowship, Acts	\$ 33,258.10
Bazaar/Bingo	\$ 6,354.62
Church/ArchGH. Obl.	\$ 93,814.44
Plant Operations & Utilities	\$ 218,871.45
Administration & Insurance	\$246,782.36
Ignite	\$336.01
DSF shortage paid	6,265.38
<b>Parish Total Expenses</b>	<b>\$925,423.55</b>
<b>Parish Net Activity</b>	<b>\$1,711.48</b>
Reclass net assets used for capital expenditure (walkway lights)	<b>\$9,090.00</b>

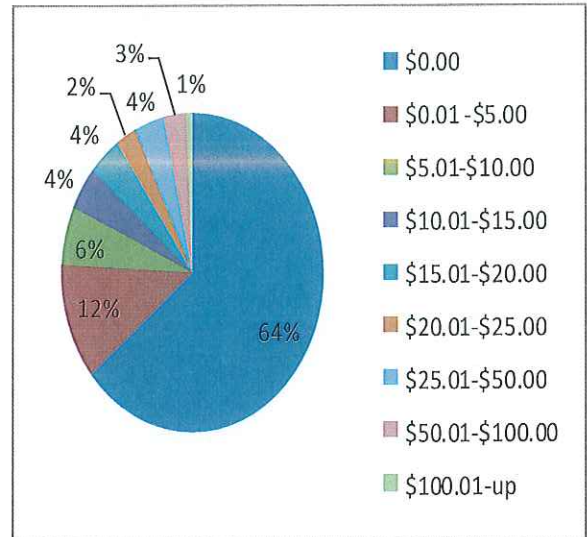
<b>Capital Campaign Income:</b>	
Capital Campaign Contributions	\$33,749.83
Capital Campaign Interest Earned	\$8,968.82
<b>Capital Campaign Income (Restricted Funds)</b>	<b>\$42,718.65</b>
<b>Capital Campaign (Restricted Funds) Net Activity</b>	<b>\$42,718.65</b>

<b>Ignite Campaign Income:</b>	
Ignite Rebates	\$26,543.01
Ignite Interest earned	\$92.21
Ignite Income (Restricted Funds)	\$26,635.22
<b>Ignite (Restricted funds) Net Activity</b>	<b>\$26,635.22</b>
<b>Total Changes in Net Assets</b>	<b>\$80,155.35</b>

- Offering income is any money received in our Sunday collections, Faith Direct or via PayPal.
- Other income includes Fundraising, CCE/Religious Education and other educational fees., Parish maintenance, Interest, Facility Use fee , Acts, Christmas wish list
- Capital Campaign Income is restricted for the new building.
- Clergy includes all expenses associated with the priests, deacons and rectory.
- Ministries include all expenses related to CCE/Religious Education, Adult Education, Sacramental Programs, Youth Ministry, Young Adult Ministry, Liturgy, Music and religious articles/candles. Personnel and personnel benefits.
- Family Life, Fellowship and Acts is any expense related to any Parish Social events (Mardi Gras, St. Hyacinth Feast, 4th of July,) and any expense for the Acts team.
- Capital Campaign Expense is the yearly tax on capital campaign income that is assessed by the Archdiocese. Since the 3yr campaign finished any income received for capital campaign is being lump summed into the Cathedralricum tax under Church/ArchGH Obl..
- Bazaar/Bingo all expense related to the spring festival and bingos.
- Church and Archdiocesan Obligations includes the Cathedralricum tax which is assessed on every parish for the administration of the Archdiocese and the Archdiocese assigned twinning Parish financial aid.
- Plant Operations & Utilities includes all expenses associated with maintenance and repair of all parish facilities and utilities( electricity, gas, water, telephone, internet). Personnel and personnel benefits.
- Administration & Insurance includes all expenses associated with operations of the parish office, personnel, personnel benefits, equipment and supplies. Property and liability insurance assessments for the Church, Rectory, Guyot Hall and Religious Education Buildings

## St. Hyacinth Catholic Church Financial Stewardship

<u>Average Weekly Contribution</u>	<u>Number of Households</u>	<u>Percent of Total</u>
July 1, 2019—June 30, 2020		
\$0.00	1044	64%
\$0.01 - \$5.00	192	12%
\$5.01 - \$10.00	97	6%
\$10.01 - \$15.00	71	4%
\$15.01 - \$20.00	66	4%
\$20.01 - \$25.00	40	2%
\$25.01 - \$50.00	61	4%
\$50.01 - \$100.00	46	3%
\$100.01-up	13	1%
	<b><u>1,630</u></b>	<b><u>100%</u></b>



**Note:** Represents 1,630 registered active households.

### Collection History for Fiscal Year Budget (Fiscal Year: July 1—June 30)

	2017-2018 Budget	2018-2019 Budget	2019-2020 Budget	2020-2021 Budget
<b>Annual Collection Budget:</b>	\$874,000.00	\$891,500.00	\$800,286.00	\$781,500.00
<b>Average Weekly Collection:</b>	\$16,807.69	\$17,144.23	\$15,390.12	\$15,028.85

## Diocesan Service Fund

“Do Not Neglect to Share What You  
Have”

	<b><u>2019</u></b>
Parish DSF Goal:	\$84,000.00
Total Amount Paid:	\$77,734.62
Total Amount Pledge :	\$79,274.62
Average Participant Pledge:	\$358.71
<b>Paid Over (Under Goal):</b>	\$ (6,265.38)
<b>Pledge Over (Under Goal):</b>	\$ (4,725.38)
Total Number of Participants:	221



**\*Any amount paid over goal:**

-50% returned to the Co-Cathedral

-50% goes the Archdiocesan Aid for Poorer Parishes

**2020-2021 ANNUAL BUDGET SUMMARY**

<b>Operating Income Summary</b>	<b>Budget</b>
Offerings	\$ 781,500.00
Religious Education Ministry	\$ 21,675.00
Liturgy Ministry	\$ 15,000.00
Youth Ministry	\$ 8,000.00
Sales-Religious Articles, candles	\$ 12,000.00
Bazaar-Bingo	\$ 69,000.00
Interest Income -Savings	\$ 500.00
Other Income	\$ 87,584.00
<b>Income Budget Total</b>	<b>\$ 995,259.00</b>

<b>Capital Campaign Income Summary</b>	<b>Budget</b>
Capital Campaign Contributions	\$ 16,000.00
Capital Campaign Interest	\$ 8,000.00
<b>Income Budget Total</b>	<b>\$ 24,000.00</b>

<b>Operating Expense Summary</b>	<b>Budget</b>
Pastoral-Clergy and Rectory	\$ 77,087.00
Religious education, CCE,VBS,RCIA	\$ 109,892.00
Liturgy-general, music, arts & environment	\$ 88,807.00
Youth Ministry	\$ 59,243.00
Nursery Ministry	\$ 1,540.00
Religious Articles Candles	\$ 6,800.00
Bazaar Bingo	\$ 35,000.00
Family life, fellowship, appreciation	\$ 19,062.00
Archdiocesan Obligations	\$ 115,470.00
Plant Operations & Utilities	\$ 183,340.00
Administration & Insurance	\$ 308,423.00
Capital Expenditures	\$ 24,000.00
<b>Expense Budget Total</b>	<b>\$ 1,028,664.00</b>

Parish Income-Expense (Over budget)                   \$           (9,405.00)