

GOOGLE DRIVE

RECONSTRUCTION



DIGITAL INTERACTIVE NOTEBOOK

Type Your Name Here

Student Name

Instructions

This Digital Interactive Notebook is designed to help you better understand the era of Reconstruction. It includes pages on vocabulary terms, people, and key events of this period.








On each page you will see blue text boxes where you can type responses. Simply click in the box and begin typing to provide your response. You can also add your own text boxes by clicking on the text box icon (). You also will need to add images to various pages. You can do this by clicking on the “Image” icon () or by going to “Insert > Image” in the menu.

Each text box can also be resized using the borders so that each fits on your pages.



Reconstruction Illustrated Vocabulary

Directions: Research each vocabulary term below and type your own definition in the 2nd column. Then look for an image that best symbolizes it and insert it in the 3rd column.

Vocabulary	Definition	Image
Radical Republicans		
Reconstruction Amendments		
Carpetbaggers		
Scalawags		
Sharecropping		
Compromise of 1877		
Grandfather Clause		

Plans for Reconstruction

Directions: As the Civil War was coming to a close, various plans were developed about how the Southern states should be treated and how they should be brought back into the Union. Complete the graphic organizer by describing the specifics of that plan for Reconstruction then add a picture that you feel best represents it.

Abraham Lincoln's Plan

Type response here



Radical Republican Plan

Type response here



Andrew Johnson's Plan

Type response here



The Reconstruction Amendments

Directions: The [Reconstruction Amendments](#) are the 13th, 14th, and 15th Amendments to the United States Constitution. [They were adopted](#) between 1865 and 1870, the five years immediately following the Civil War. First, match the Amendment to the summary of what it did by dragging the descriptive box to the correct Amendment. Then, summarize the immediate and long-term effects each had in the blue text boxes.

13th Amendment

14th Amendment

15th Amendment

This Amendment guaranteed that no male could be denied the right to vote based on "race, color, or previous condition of servitude."

Type response here

This Amendment ended slavery in America forever.

Type response here

This Amendment guaranteed full citizenship & rights to everyone born in the US, including former slaves.


Type response here

Primary Source Cartoon Analysis

Directions: Immediately after the Civil War there was an upswing of pride and patriotism among some Americans, especially in the North. President Lincoln's famous "Gettysburg Address" spoke of how the war was meant to ensure that equality and freedom lived on. The cartoon below was drawn by Thomas Nast and published Nov. 22, 1869. It endorsed the 15th Amendment and showed America's ethnic diversity. Fill in the speech bubbles of various people with what some of their concerns might be now that the war was over. Do they believe America is "free and equal for all"?

Type response here.

Type response here.

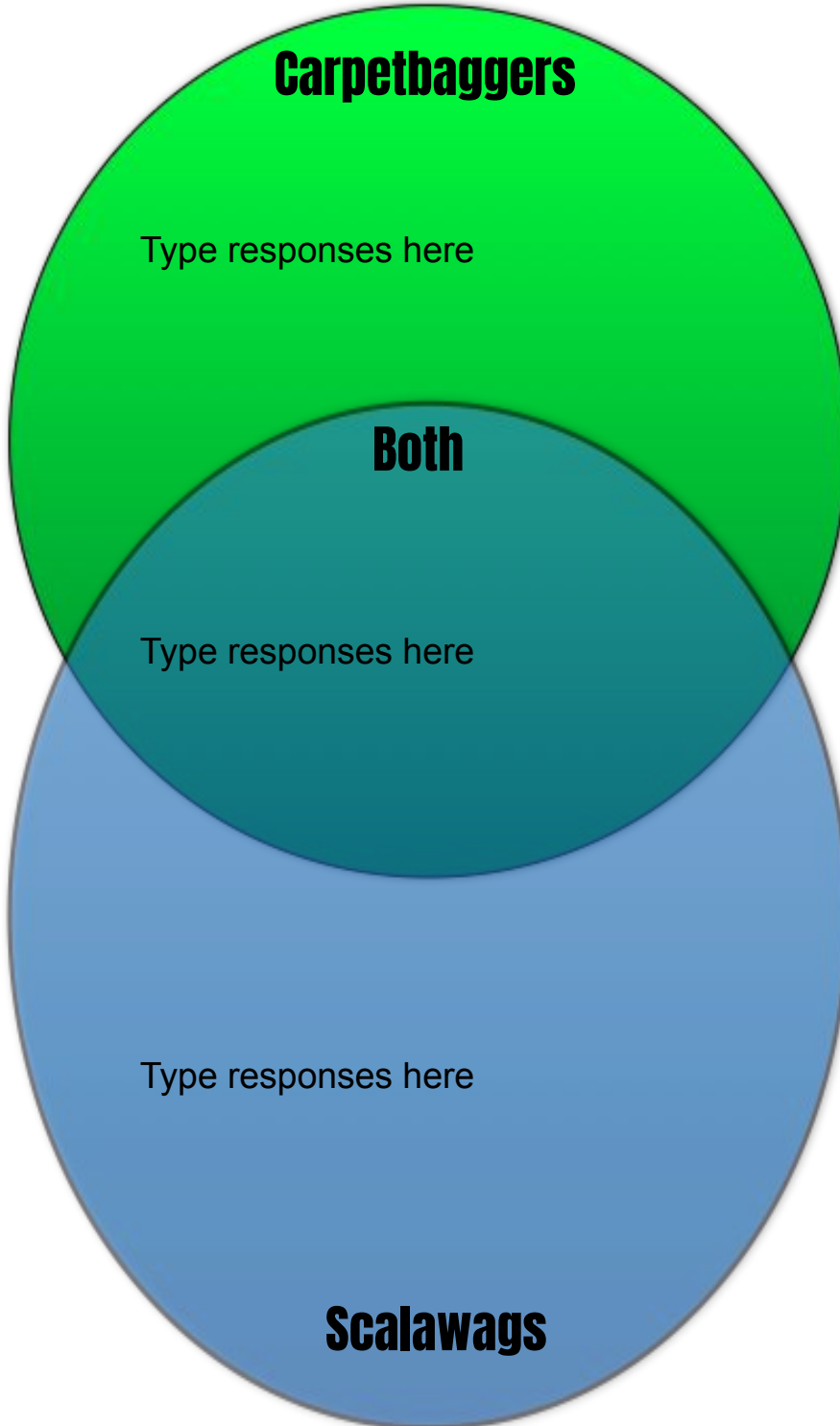


Type response here.

Type response here.

Comparing Carpetbaggers & Scalawags

Directions: Immediately following the Civil War, people that became known as “Carpetbaggers” and “ Scalawags” filled the South. You can [read about these two groups here](#). Complete the Venn Diagram below with characteristics that apply to each and both, then in the boxes to the right, describe the effects each had on the South. .



Effects on the south

Type response here

Type response here

Reconstruction Timeline Sort

Directions: The Era of Reconstruction lasted a little over a decade and saw important laws passed but also pushback from the South against federal legislation. Rearrange the events below by dragging and dropping them so that they match the correct years they happened.

Hiram Revels of Mississippi becomes the first black US senator.

Rutherford B. Hayes "wins" disputed presidential election

Andrew Johnson becomes president

Federal troops withdrawn from the South ending Reconstruction.

Abraham Lincoln is assassinated

15th Amendment guarantees voting rights for African American males.

1865

1866

1867

1868

1869

1870

1871

1872

1873

1874

1875

1876

1877

Ulysses S. Grant is reelected.

Financial panic begins & leads to an economic depression

Ulysses S. Grant elected president.

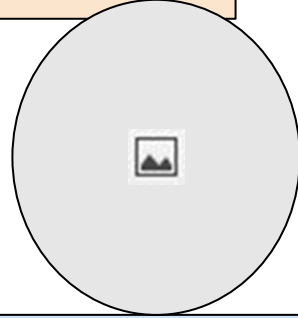
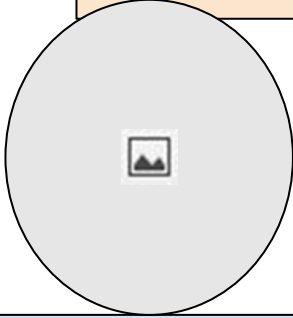
14th Amendment guarantees citizenship to former slaves.

Reconstruction Acts passed by Congress dividing the South into 5 military districts

The Compromise of 1877

Directions: The presidential election of 1876 was one of the closest in history. The ensuing Compromise of 1877 brought about the end of Reconstruction. Read about it [here](#), [here](#), and [here](#) then complete the graphic organizer below about the election with pictures and responses.

Presidential Election of 1876



Democratic Candidate

Republican Candidate

Supported by:

Supported by:

Results

The Compromise of 1877

What deal was made?

How did this affect the South?

Do you feel this was a good deal for both sides? What about for America? Explain.

Winner & new President

Evaluating Reconstruction

Directions: After Reconstruction ended in 1877, many of the gains made toward equality slipped away. However, the new Amendments to the Constitution and other legislation and organizations did make life better for many Americans.

Complete the newspaper template below with a headline about whether you believe is was a success or failure, then explain why in a short article. Find 2 pictures you feel support your opinion and paste them in the indicated spaces below.

December 31, 1877

DAILY NEWS

Type Your Headline Here

Type Your story here about whether Reconstruction was a success or failure.....

