

Lesson Planning Guide

Lesson Steps

Presentation

Materials

1 WE GATHER

page 211
 **Prayer**

 **Focus on Life**

 Respond to Scripture in song.

- Discuss people we honor or would like to honor.


For prayer space: pictures or statues of Mary and the saints

 “Joseph Was a Good Man,” Paule Freeburg and Christopher Walker, #29, Grade 1 CD

2 WE BELIEVE


page 212
Mary is the mother of Jesus.

- Present the text about Mary, the mother of Jesus.

 Write about Mary and Jesus.

page 213
The Church honors Mary.


- Read and discuss the text about ways we can honor Mary.

 Pray the Hail Mary.
 • Read and discuss *As Catholics*.

- yellow crayons or colored pencils

page 214
The saints are close to God.

- Present the text about saints.

 Do the picture-study activity about some of the saints.

- world map or globe
- yellow crayons or colored pencils

page 215
We honor all the saints of the Church.


- Present the text about honoring the saints.

- copies of Reproducible Master 25, guide page 211C
- crayons
- glue, glitter, drinking straws, and scissors

3 WE RESPOND

page 215

- Reflect on ways to be like the saints.

 Celebrate in song.

 “When the Saints Go Marching In,” #30, Grade 1 CD

pages 216–217
Project Disciple

- Complete the **Project Disciple** activities.
- Explain the *Take Home* activity.
- Discuss/send home **Sharing Faith with My Family** reproducible master for this chapter.

- pencils, crayons or colored pencils or markers
- copies of **Sharing Faith with My Family** reproducible master, Chapter 25 (back of book)

page 218
Chapter 25 Test

- Complete **Chapter 25 Test**.
- Work on *Alternative Assessment* activity.

- optional: copies of Scripture reproducible master, *What’s the Word?*, Chapter 25 (back of book)