

# Lesson Planning Guide

## Lesson Steps

## Presentation


## Materials

### 1 WE GATHER


page 203

 Prayer

 Focus on Life

- Pray the beginning of the Eucharistic Prayer from the Mass.
-  Respond by singing "Sing Hosanna."
- Discuss the questions.


For the prayer space: picture or statue of Jesus, colorful streamers

 "Sing Hosanna," Jack Miffleton, #23, Grade 2 CD

### 2 WE BELIEVE

page 204


*Prayer keeps us close to God.*

- Read and discuss the text about prayer.
-  Complete the activity.

- highlighter or crayon


page 205

*Jesus prayed to God his Father.*

- Present the text about Jesus and prayer.
-  Share times of prayer.


page 206

*Jesus teaches us to pray.*

- Read the text about the Lord's Prayer.
- Discuss the meaning of the words we pray in the Lord's Prayer.
-  Make up actions to use while praying the Our Father.

page 207

*We pray as Jesus did.*

- Present the text about the importance of prayer.
-  Discuss times when our parish prays together.
- Read and discuss the *As Catholics* text.

- crayons or colored pencils
- copies of Reproducible Master 24, guide page 203C
- instrumental music (option)

### 3 WE RESPOND

page 207

- Offer a quiet prayer to God.

pages 208–209  
Project Disciple

- Complete the **Project Disciple** activities.
- Explain the *Take Home* activity.
- Discuss/send home **Sharing Faith with My Family** reproducible master for this chapter.

- crayons or colored pencils or markers
- copies of **Sharing Faith with My Family** reproducible master, Chapter 24 (back of book)

page 210  
Chapter 24 Test

- Complete **Chapter 24 Test**.
- Work on *Alternative Assessment* activity.

- optional: copies of Scripture reproducible master, *What's the Word?*, Chapter 24 (back of book)