

Lesson Planning Guide

Lesson Steps


Presentation

Materials

1 WE GATHER


page 211
 **Prayer**

 **Focus on Life**

 Pray in song.

- Identify ways we remember and honor special people.


For the prayer space: picture or statue of Mary, rosary, and a book about the saints

 "Sing a Song to the Saints," Jack Loudon, #21, Grade 3 CD

2 WE BELIEVE


page 212
We belong to the Communion of Saints.

- Read and discuss the text about saints and the Communion of Saints.

 Name and talk about known saints.

page 213
Mary is the greatest of all the saints.


- Read about being canonized a saint in *As Catholics*.
- Read and discuss the Immaculate Conception and the Assumption of Mary.

 Discuss ways of following Mary's example and pray the Hail Mary.

- copies of Reproducible Master 25, guide page 211C (option)
- crayons or markers

pages 214–215
The Church remembers and honors Mary.

- Discuss ways to honor Mary.
- Read and discuss the Mysteries of the Rosary.

 Discuss and plan to pray the Rosary.


- a rosary for each child

page 215
God calls us to be saints.

- Read and discuss saints' lives and their examples of holiness.

3 WE RESPOND

page 215

 Make a list of "Saints of Our Time."

pages 216–217
Project Disciple

- Complete the **Project Disciple** activities.
- Explain the *Take Home* activity.
- Discuss/send home **Sharing Faith with My Family** reproducible master for this chapter.

- colored pencils or crayons
- scissors
- copies of **Sharing Faith with My Family** reproducible master, Chapter 25 (back of book)

page 218
Chapter 25 Test

- Complete **Chapter 25 Test**.
- Work on *Alternative Assessment* activity.

- optional: copies of Scripture reproducible master, *What's the Word?*, Chapter 25 (back of book)