

Lesson Planning Guide

Lesson Steps

Presentation

Materials

1 WE GATHER

page 159

 *Matthew 4:23*

- Listen to Scripture.
- Discuss the picture and answer the question.


- For the prayer space: Bible, statue or image of adult Jesus

2 WE BELIEVE

page 160

Jesus taught many people.

 *Matthew 4:23–25*


- Read the Bible story about Jesus' ministry.
-  Do the maze activity to follow Jesus' travels.

- crayons or colored pencils

page 161

Jesus was kind, good, and caring.



 *Luke 18:15–16*


- Read the text about ways Jesus showed he was caring.
- Read the Bible story about Jesus' love for children.
-  Do the drawing activity.

- crayons or colored pencils

3 WE RESPOND

page 162

-  Sing the song about Jesus helping us.
-  Do the activity for Reproducible Master 18.

-  "Jesus Wants to Help Us," Paule Freeburg DC and Christopher Walker, #14, Grade K CD
- copies of Reproducible Master 18
- crayons and scissors

pages 163–164

 "Loaves and Fish"

 *John 6:3–15*

- Assemble the *We Believe* booklet.
- Read the *We Believe* booklet.


- assembled *We Believe* booklet
- lunch box (option)

pages 165–166

Let's Celebrate

Project Disciple

- Prepare for prayer.
- Pray: *Let's Celebrate Jesus*.
- Complete the **Project Disciple** activity.
- Explain the *Take Home* activity.
- Discuss/send home **Sharing Faith with My Family** reproducible master for this chapter.

-  Grade K CD
- crayons or colored pencils
- copies of **Sharing Faith with My Family** reproducible master for Chapter 18 (back of book)

For additional ideas, activities, and opportunities: Visit Sadlier's

www.WEBELIEVEweb.com