

Third Grade Magic Tree House Book Report



Name _____

Book Report due on the first day of school!

Directions:



- Choose any Magic Tree House adventure, Read the Book and complete the following pages.
- We will be using these pages to create a Tree House Masterpiece during the first week of school!
- Please bring any materials from home that could help you make a miniature sized "Tree House". **Suggestions:** empty paper towel rolls or tp rolls, cardboard egg cartons, paper bags, string or yarn, newspaper, magazines, shoe boxes, etc.

Report Instructions:

- **Jack/Annie Character Box**-Use at least 3 different **Adjectives** to describe Jack and 3 different **Adjectives** to describe Annie.
- **Words/Picture of Setting Box**-Make a list of the settings in the story and then **draw** a picture of one of the settings.
- **Problem/Solution Box**-Write a sentence and draw a picture for the Problem and the Solution in the story.
- **Just the Facts Box**-Write at least 6 facts that you learned from reading this book.
- **My Favorite Part Box**-Draw a picture and write about your favorite part of the story.
- **Book Review Box**-Complete the sentences to give your opinion of the story. Make sure answer "Why?".

JACK

ANNIE



CHARACTERS

WORDS


PICTURES

SETTING

PROBLEM

SOLUTION

PROBLEM/SOLUTION



JUST THE FACTS

MY FAVORITE PART

Blank writing area for the favorite part of the book, consisting of a large rectangular box with rounded corners and several horizontal lines for writing.

I WOULD GIVE THIS BOOK 

BECAUSE _____

Two horizontal lines for writing the reason for the rating.

I WOULD RECOMMEND THIS BOOK TO

_____ BECAUSE _____

Two horizontal lines for writing the name of the person to recommend the book to and the reason for the recommendation.

BOOK REVIEW