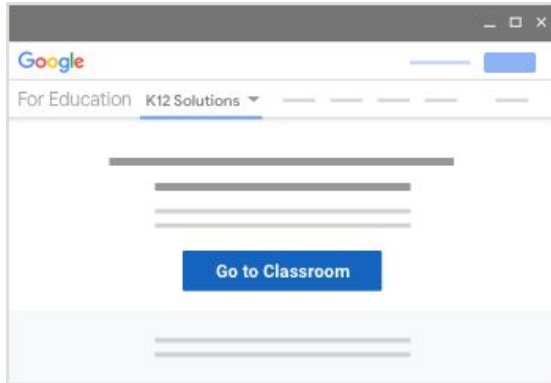


Signing in to your St. Agnes g-mail account:

**Before you begin, make sure you're signed out of all other g-mail accounts!

1. Go to classroom.google.com and click Go to Classroom

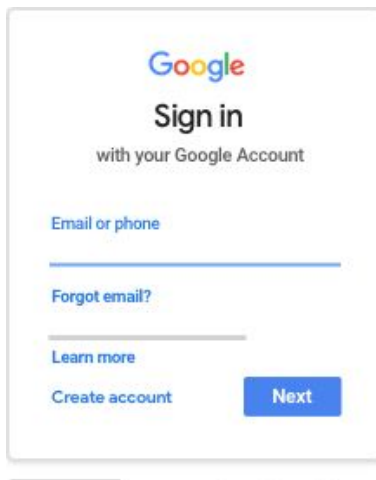


2. Enter your username and click Next.

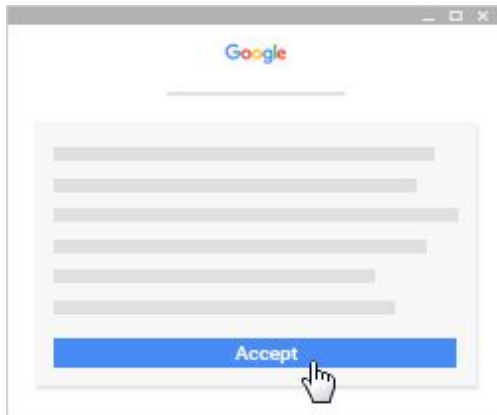
For students who were here when Ms. Zaffaroni gave you instructions on logging in, your username and password should be in your planner. If you forgot or were not here, follow these rules:

Username: first initial + last name + graduation year
(e.x. Mia's would be murbina24@school.stagnesofbohemia.org)

Password: Type in the one that you created with Ms. Zaffaroni
(IF you were not present during that day, type in the word "password" and it will allow you to create a new one)

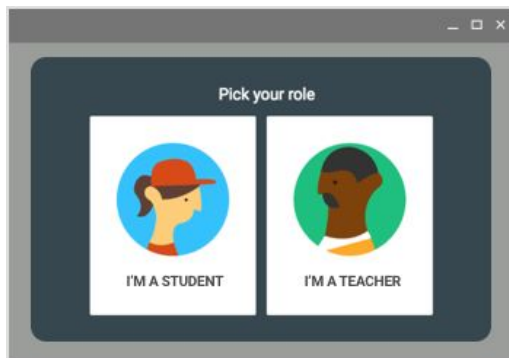


3. If there is a welcome message, read it and click **Accept**.



4. If you're using a G Suite for Education account, click **I'm A Student** or **I'm A Teacher**.

Note: Users with personal Google Accounts won't see this option.



5. Click **Get Started**.

