



Blizzard Bag #4 Directions

Activity #1: Read for at least 15 minutes. On a separate sheet of paper, write down any Robust Vocabulary words you encounter along the way.

Activity #2: Roll-a-Story! Use the “Cool Winter Writing” chart. Roll 2 dice to determine a character. Roll 2 dice again to determine what that character wants or needs to do. Write a story using that character and event. On a separate sheet of white paper, draw and color a picture to illustrate your story.

Activity #3: Read the letter about Harriet Tubman. Follow directions to fill in the missing punctuation marks. Circle each word that needs to start with a capital letter.

Activity #4: “Bundled-Up Bears” Look at the word on each bear’s scarf. Color the scarf blue if the word would be found on a dictionary page with the guide words “scan – snap.” Color the scarf green if the word would be found on a dictionary page with the guide words “snazzy – sweet.”

Activity #5: Match the sacraments with the clue cards.

Activity #6: Complete the multiplication problems.


Brain Break Bonus: “Air Guitar” Put on your favorite songs and rock out with your best air guitar moves!

ENJOY YOUR SNOW DAY!

Cool Winter Writing

Roll-a-Story

- Roll a character.
- Roll a problem.
- Write a story that takes place in winter.



Roll	Who? (Character)	Wants or Needs to Do What? (Problems)
2	Polly Penguin	take an ice-skating lesson
3	Sid Snowman	get out of a snowstorm
4	You	You pick!
5	Martin Moose	win a snowball fight
6	Mr. Yeti	build a snowfort
7	Wanda Walrus	go sledding, but there's no snow
8	Santa Claus	deliver valentines
9	You pick!	make hot cocoa
10	your best buddy	put on a show
11	Cupid	find missing snow gear
12	a family member	pull a loose tooth

©The Mailbox®

Writing Activity Card Remove this activity card and put it in a plastic page protector. Put the card, writing paper, and two dice at a center. A student rolls the dice two times to determine a character and a problem for his story. A roll of "You pick!" gives him the choice of selecting one of the provided options or coming up with one of his own.

Name _____

Date _____
Editing for capitalization and punctuation

Harriet Tubman

Write the missing punctuation mark above each ^ .

Circle each word that needs to start with a capital letter.

February 1, 2020

Dear Classmates ^

Have you heard of harriet tubman ^ I would like to tell you about her ^ she helped many people find freedom ^

harriet was born in maryland. She was born a slave. this means she was owned by another person and forced to work without pay ^


In 1844, Harriet married john tubman ^ He was not a slave. In 1849, harriet made her escape from slavery. She went to the city of philadelphia.

after she made her escape, Harriet helped many other people escape their lives as slaves. She used a secret system to get slaves to freedom. it was called the underground railroad, but it did not use a train. the system was not underground, either. With Harriet's help, slaves walked, ran, swam, and sailed to new places where they could be free. In 1857, Harriet led her parents to freedom. She took them to new york ^

how many slaves did she help ^ Harriet led about 300 slaves to freedom before the Civil War started in 1861.

harriet helped people during the Civil War too. she was a nurse, a scout, and a spy for the Union Army. she also freed 750 slaves in south carolina during one part of the war.

harriet died in 1913. many people honored her bravery. books were written about her. her picture was on a stamp in 1978. there is even a national park in auburn, New York, in her name.



Sincerely ^
Michael

Name _____

Date _____

Winter: guide words

Bundled-Up Bears

Look at the word on each hat.

Use the color code. Decide where the word would be found.

Color the scarf.

Color Code

blue



between guide words

scan—snap

green

between guide words

snazzy—sweet



Baptism

Penance

Eucharist

Confirmation

Matrimony

Annointing of the Sick

Holy Orders

Match the
sacraments
with the clue
cards.

Clue Cards

When a person is
welcomed into the Church

Asking God's forgiveness
for your sins

A blessing given to people
who are very sick, injured,
or getting serious surgery

Receiving the
Body and Blood of Christ

When a person becomes a
priest or a deacon

Being sealed with the
Gifts of the Holy Spirit

Getting married in a
Catholic Church

Multiplication

Name _____

Total Problems 36

Problems Correct _____

1.
$$\begin{array}{r} 3 \\ \times 3 \\ \hline \end{array}$$

2.
$$\begin{array}{r} 5 \\ \times 4 \\ \hline \end{array}$$

3.
$$\begin{array}{r} 1 \\ \times 2 \\ \hline \end{array}$$

4.
$$\begin{array}{r} 3 \\ \times 1 \\ \hline \end{array}$$

5.
$$\begin{array}{r} 8 \\ \times 4 \\ \hline \end{array}$$

6.
$$\begin{array}{r} 2 \\ \times 3 \\ \hline \end{array}$$

7.
$$\begin{array}{r} 4 \\ \times 5 \\ \hline \end{array}$$

8.
$$\begin{array}{r} 5 \\ \times 2 \\ \hline \end{array}$$

9.
$$\begin{array}{r} 3 \\ \times 4 \\ \hline \end{array}$$

10.
$$\begin{array}{r} 9 \\ \times 3 \\ \hline \end{array}$$

11.
$$\begin{array}{r} 3 \\ \times 6 \\ \hline \end{array}$$

12.
$$\begin{array}{r} 4 \\ \times 9 \\ \hline \end{array}$$

13.
$$\begin{array}{r} 2 \\ \times 2 \\ \hline \end{array}$$

14.
$$\begin{array}{r} 7 \\ \times 5 \\ \hline \end{array}$$

15.
$$\begin{array}{r} 2 \\ \times 4 \\ \hline \end{array}$$

16.
$$\begin{array}{r} 5 \\ \times 1 \\ \hline \end{array}$$

17.
$$\begin{array}{r} 6 \\ \times 2 \\ \hline \end{array}$$

18.
$$\begin{array}{r} 8 \\ \times 2 \\ \hline \end{array}$$

19.
$$\begin{array}{r} 4 \\ \times 6 \\ \hline \end{array}$$

20.
$$\begin{array}{r} 1 \\ \times 4 \\ \hline \end{array}$$

21.
$$\begin{array}{r} 5 \\ \times 3 \\ \hline \end{array}$$

22.
$$\begin{array}{r} 9 \\ \times 5 \\ \hline \end{array}$$

23.
$$\begin{array}{r} 7 \\ \times 2 \\ \hline \end{array}$$

24.
$$\begin{array}{r} 5 \\ \times 6 \\ \hline \end{array}$$

25.
$$\begin{array}{r} 4 \\ \times 3 \\ \hline \end{array}$$

26.
$$\begin{array}{r} 2 \\ \times 5 \\ \hline \end{array}$$

27.
$$\begin{array}{r} 5 \\ \times 8 \\ \hline \end{array}$$

28.
$$\begin{array}{r} 3 \\ \times 2 \\ \hline \end{array}$$

29.
$$\begin{array}{r} 4 \\ \times 7 \\ \hline \end{array}$$

30.
$$\begin{array}{r} 5 \\ \times 5 \\ \hline \end{array}$$

31.
$$\begin{array}{r} 8 \\ \times 3 \\ \hline \end{array}$$

32.
$$\begin{array}{r} 4 \\ \times 2 \\ \hline \end{array}$$

33.
$$\begin{array}{r} 3 \\ \times 5 \\ \hline \end{array}$$

34.
$$\begin{array}{r} 3 \\ \times 7 \\ \hline \end{array}$$

35.
$$\begin{array}{r} 4 \\ \times 4 \\ \hline \end{array}$$

36.
$$\begin{array}{r} 2 \\ \times 9 \\ \hline \end{array}$$

Practice makes perfect!

