



Holy Family Regional Catholic School
3265 Concord Road · Aston, Pennsylvania 19014
610-494-0147 · www.holyfamilyaston.org

May 2020

Dear Parents,

The end of the year is just around the corner. However, we all know that learning does not and should not stop during the summer months. We hope that our students will have the opportunities to maintain and strengthen the skills they have learned this year at Holy Family Regional School. One important way to do that is to encourage reading throughout the summer. We are providing a list of recommended books at each grade level. Three books are starred to indicate that they are required reading. Your child's teacher may indicate what your child needs to do as a written response after reading the required books. It is our hope that all the children will add reading books to their list of "things to do this summer."

For children entering 4th grade the following books are required:

- *Lemonade War* by Jacquelin Davies
- *James and the Giant Peach* by Roald Dahl
- *The World According to Humphrey* by Betty G. Birney

After reading the three required books, each student entering 4th grade is to complete a project about one of these books.

**** Project information will be sent home the last week of school.**

Additional recommended reading:

- *Hooper Finds a Family* by Jane Paley
- *El Deafo* by Cece Bell
- *Queen of the Falls* by Chris Van Allsburg
- *Hard Drive to Short* by Matt Christopher
- *Class Dismissed* by Allan Woodrow

Dear Parents,

To verify that you received the information about **summer reading** please sign and return this bottom portion to your child's teacher. We thank you in advance for your support.

Parent Signature _____


Student's Name _____

Cheeseburger Book Report

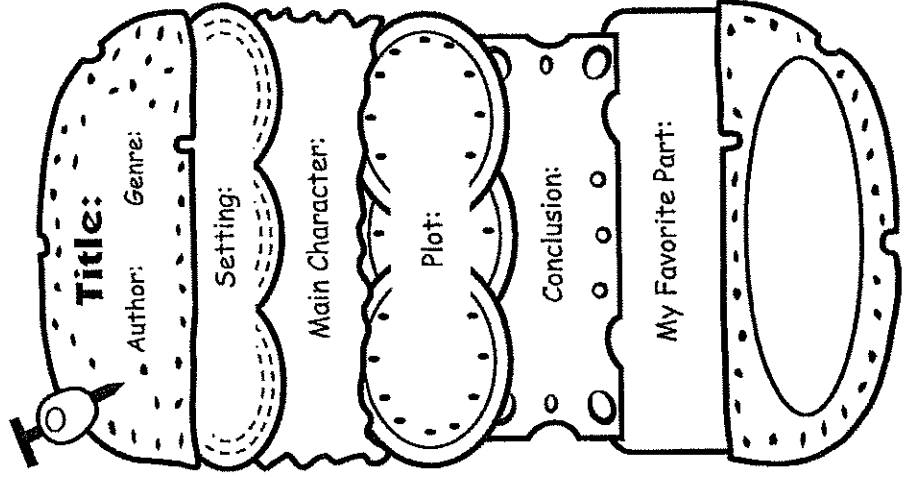
Assembling Directions

Materials Needed:

<input type="checkbox"/> First Draft	<input type="checkbox"/> Pencil or Pen
<input type="checkbox"/> Final Draft Templates	<input type="checkbox"/> Color Pencils/Markers
<input type="checkbox"/> Evaluation Rubric	<input type="checkbox"/> Scissors, Glue, and Tape



1. Using your edited First Draft, complete the writing sections in your cheeseburger templates.
2. Draw and color a picture in the bottom section of the bun.
3. Color all of the layers of your cheeseburger.
4. Cut out the four sections of the cheeseburger along the solid black lines.
5. Glue the bun and onion on top of the lettuce.
6. Glue the lettuce and tomato on top of the cheese.
7. Glue the cheese on top of the meat and bun.
8. Turn your cheeseburger over and tape the back sections to make sure that they are secure and will not fall apart.



Cheeseburger Book Report

Name: _____

Due Date: _____

First Draft:

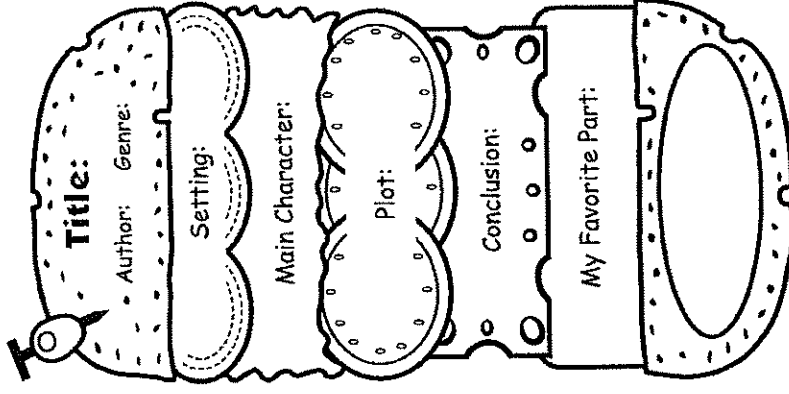
Title: _____

Author: _____

Genre: _____

The setting is when and where the story takes place.

Setting: _____



The main character is who the story is about.

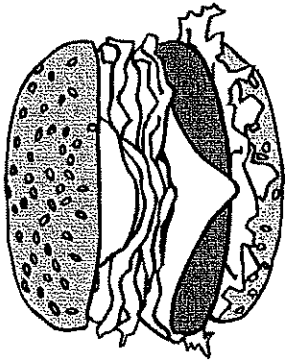
Main Character: _____

The plot is the main events and actions that happen in the story.

Plot:

The conclusion is the ending of the story.

Conclusion:



Describe your favorite part of this book.


My Favorite Part:

- ✓ Remember to proofread and edit your first draft for mistakes in spelling, punctuation, capitalization, and grammar.

Cheeseburger Book Report

Color the cheeseburger bun light brown, the olive green, and the onion yellow, purple, or white.

Cut out the four cheeseburger templates along the black solid lines.



©Unique Teaching Resources

Title

Author: _____

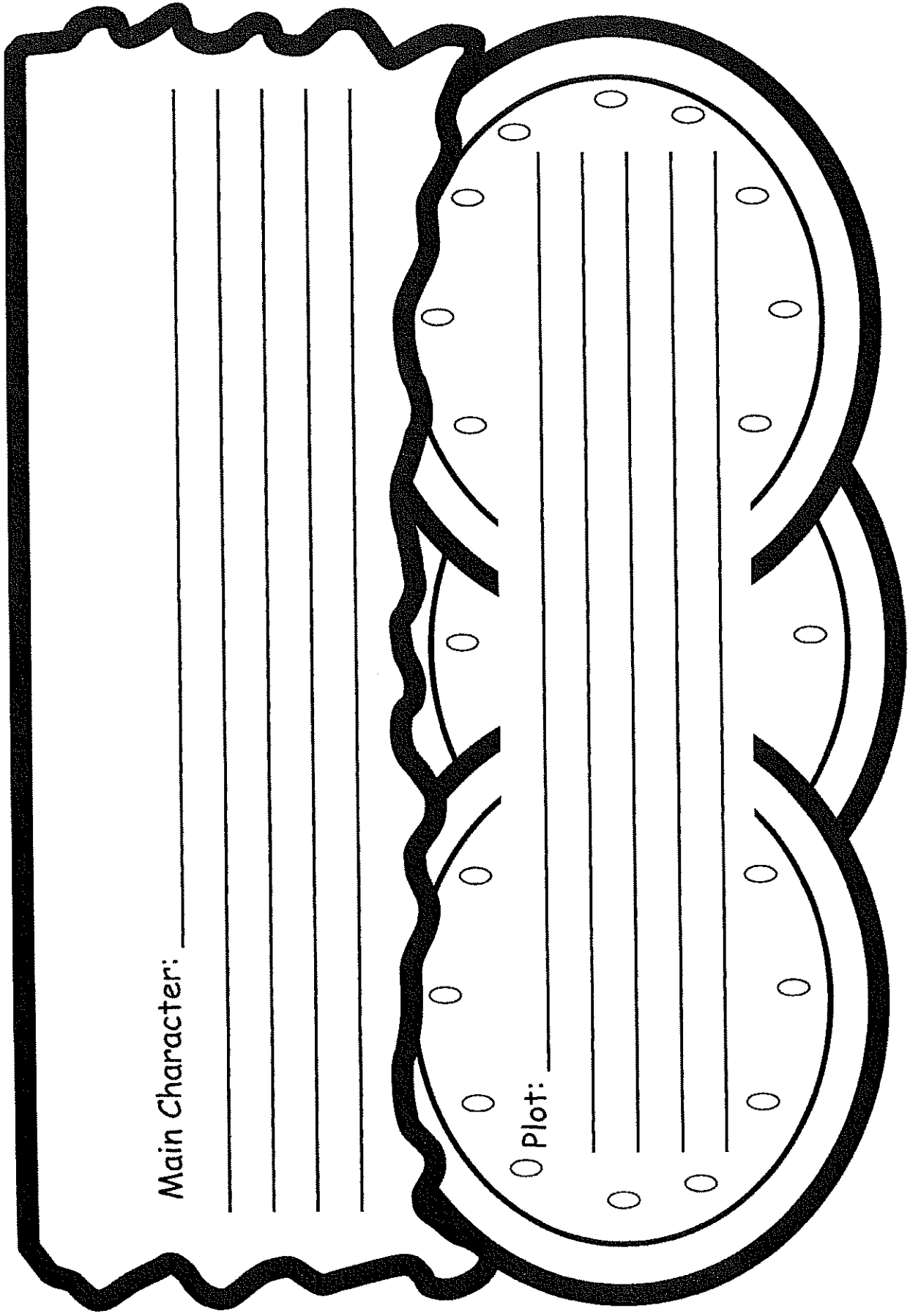
Genre: _____

Setting: _____

Color the lettuce green and the tomato red. Glue the bun and onion on top of the lettuce.

Main Character: _____

Plot: _____

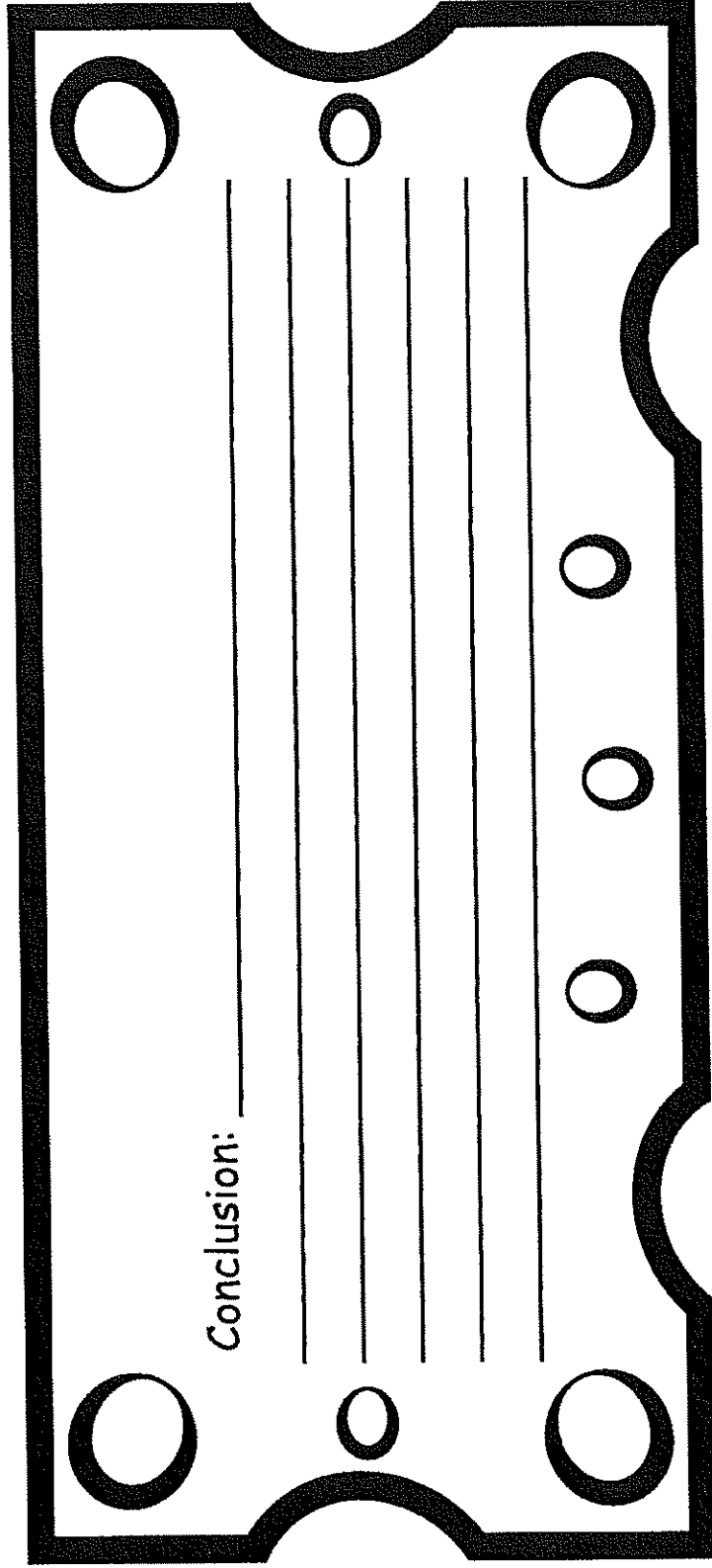


Cheeseburger Book Report

Color the cheese yellow or orange.

Glue the tomato on top of the cheese.

Glue the cheese on top of the meat.



Conclusion: _____

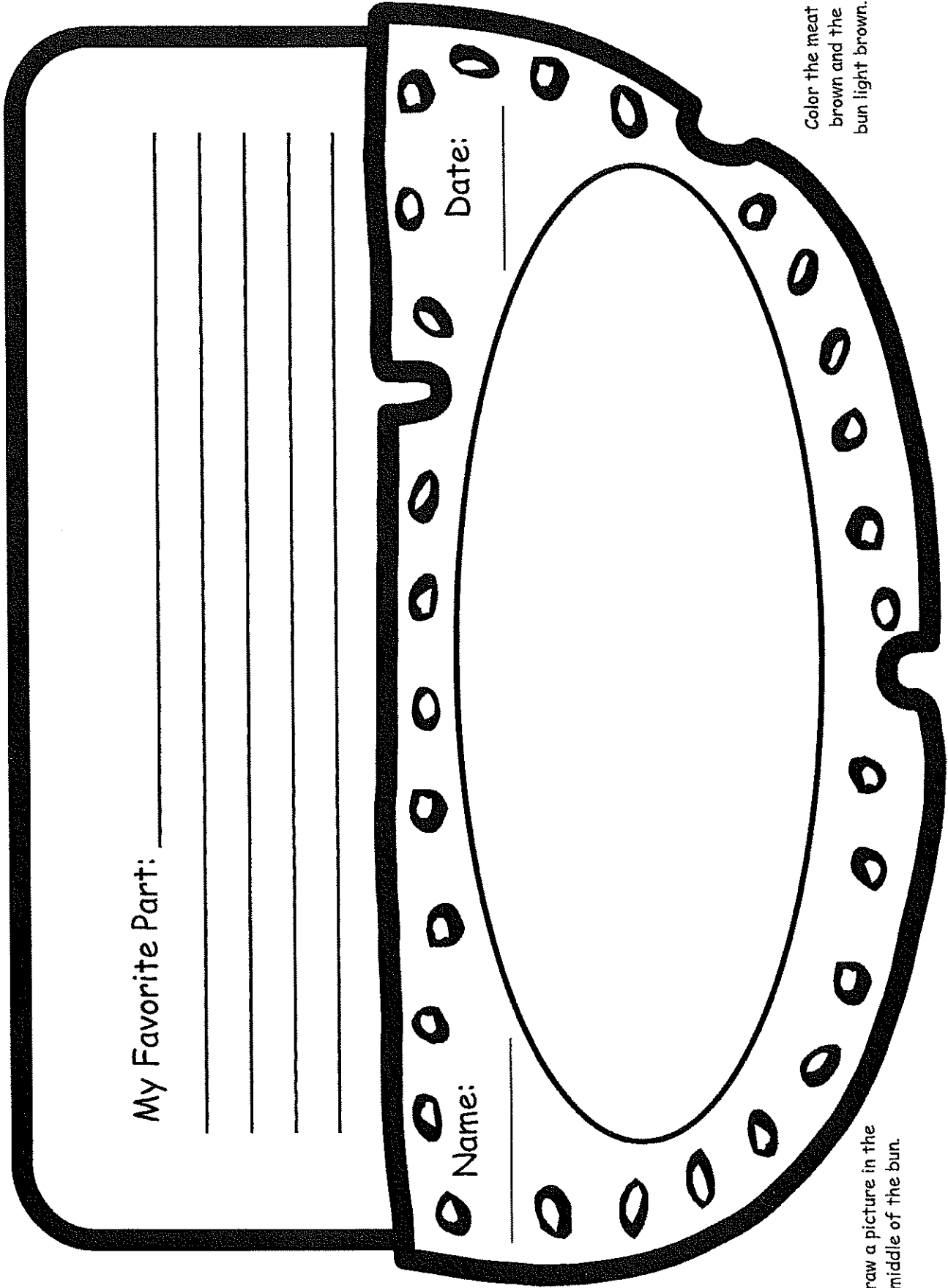
My Favorite Part: _____


Name: _____

Date: _____

Draw a picture in the
middle of the bun.

Color the meat
brown and the
bun light brown.

























Cheeseburger Book Report

Grading Rubric:

Name: _____ Date: _____

		Excellent	Very Good	Good	Developing
Setting and Main Character	I described the setting, introduced the main character, and included interesting details about this character.	4 	3 	2 	1 
Plot	I used descriptive adjectives and verbs to describe the main events and actions that happen in the story.	4 	3 	2 	1 
Conclusion and Favorite Part	I described how the story ends, what happens to the main character, and my favorite part of the story.	4 	3 	2 	1 
Proofreading and Editing	I have proofread and edited my writing for grammar, spelling, capitalization, and punctuation errors.	4 	3 	2 	1 
Final Presentation and Effort	I used my neatest handwriting and my best effort to complete my cheeseburger book report.	4 	3 	2 	1 
Student	Shade in the face for each section for the score that you feel you have earned.	Total Points:	Comments: _____ _____ _____		
Teacher	Circle the number in each section for the score that the student earned.	Total Points:	Comments: _____ _____ _____		