



The Kindergarten Family Mailer

September 7-11, 2020

By Mrs. Chien, Mrs. Cleveland and Mrs. McWhorter



The children were a little worn-out by the end of the week (teachers, too!), but they kept going! It will be a few more weeks until they really adjust to the schedule and routines. In the meantime, remember that your child will need extra sleep (8 hours!) and positive reinforcement.

Did you hear? Kindergarten had Classroom Safety Drills & Procedures? Fire, Tornado and Lockdown, oh my!

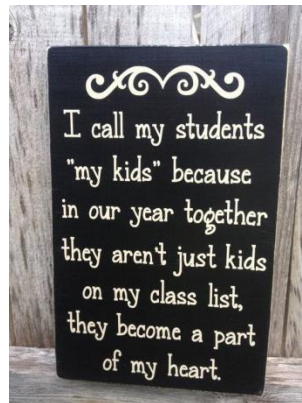


Ways to help your child be successful in Kindergarten



Kindergarten is a wonderful learning experience for your child! We want to help make the transition easier and smoother by preparing each child for this special time. Here is a list of things to work on at home to help ensure their success. Thanks so much!

1. Unwrapping their own snacks and lunch item. (crackers, chips, applesauce, milk, etc.)
2. Zipping and buttoning jackets, pants, skirts, or shorts
3. Tying shoes. The dollar store has some 'shoes' to help practice lacing & tying.
4. Tucking their shirt tails in their pants, skirts, or shorts
5. Personal hygiene: washing and drying hands, proper use of hand sanitizer (one squirt) and cleanliness during bathroom visits
6. Buckling belts
7. Naming and recognizing numbers 1-20
8. Naming and recognizing letters (upper AND lower case) and sounds of the alphabet
9. Naming and recognizing colors
10. Developing the fine motor skills for writing is so important in Kindergarten. Allowing your child to manipulate clay and play-doh, cut with scissors, and play in sand will strengthen their hands and fingers.
11. Routines: Research shows that children thrive on a consistent routine and discipline. Having a plan for your child's afterschool routine--setting aside a time for homework, play, and an early bedtime--will help your child be successful for this year and years to come.



This Week, Kindergarten...



- We worked on our morning routine, which includes Morning Prayer (Dios te Salve Maria, Hail Mary in Spanish) and pledge (e.g. work upon coming into the classroom), our calendar, weather, days

of the week, and months of the year. Mrs. Chien was asked about the songs we sing to help learn the days, months and numbers. Jack Hartmann is amazing!

Phonics Each week a new letter will be discussed. Children should know that the alphabet is made up of two types of letters, 5 vowels and 21 consonants and that there are 26 in all. Letters Ll, Oo and Gg are the two letters we have worked with in class. Also compound words; “take two words and make them one. And what do you have? A compound word!” Also recognizing and producing rhyming words.

Lessons 5-8

Uppercase/capitol O Lowercase o "o" as in "o"ctopus (short o sound is coded with a breve, which is a half circle above the o if the o is followed by a consonant) Rhyming words; sentences are groups of words that tell or ask something. Counting words in sentences said. Matching uppercase/lowercase Oo.

LESSONS 9-12

Compound words. Gg "g" as in "g"oat matching uppercase/lowercase; writing/recognizing Gg, blending sounds to read words. The short vowel rule- (when a vowel is followed by a consonant, we code the vowel, short, with a breve) reading: "log," rhyming words; assessment #1

A. Read the group of words below and think of other word or words that rhyme with the pictures.

1. tall well sell	2. bake make cake	3. car star jar
4. duck truck luck	5. can fan pan	6. look book cook
7. boat coat goat	8. log hog dog	9. top hop mop
10. dry cry fly	11. mouse horse house	12. fee tree free

		shoebbox
		butterfly
		starfish
		earring
		hairbrush
		handbag
		wheelchair
		strawberries

sort		
sort by size		
sort by shape		
sort by color		


- **Math** The objective this week has been to sort and group items based on the likeness of attributes.

- **Social Studies**

Teaching young children about 9/11

September 12th We Knew Everything Would be All Right


<https://www.youtube.com/watch?v=vTtrUKxTdqo>



Spanish with Señora Seay we continue to learn greetings; hello, “Hola!” “Buenos días” - Good day; Buenas Tardes - Good afternoon/evening is; Buenas noches - good

night. Siéntense = sit down) and párense = stand up. Reviewed color words: **azul** — blue, **blanco** — white, **negro** — black, **rojo** — red, **rosado** — pink, **verde** — green, **naranja** — orange, **amarillo** — yellow, **anaranjado** — orange.

Read Chicks and Salsa!! What happens at Nuthatcher Farm when the chickens get tired of the same old chicken feed? The rooster hatches a plan, of course! With a pinch of genius, a dash of resourcefulness, and a little pilfering from the farmer's garden, the chickens whip up a scrumptious snack of chips and salsa. When the rest of the barnyard gets a whiff of the spicy smells and want to join in, it can mean only one thing . . . FIESTA! But when the big day arrives, all their spicy southwestern supplies are gone! It seems that Mr. and Mrs. Nuthatcher have caught on to the flavor craze as well, and the only thing left for the animals to do is to try a new culinary style-oooh la la!



Health and PE


Art Mrs. Hess Worked on scissor skills. **The Importance of Scissor Cutting Skills**

The opening and closing motion of cutting with scissors helps children develop the small muscles in their hands otherwise known as fine motor skills. These muscles are crucial for holding a pencil or crayons and gripping and manipulating objects.

Cutting also helps develop **eye-hand coordination** as children hold the paper with one hand and cut with the other while tracking the movement of the scissors with their eyes.

Another important skill that is developed through cutting is **bilateral coordination**. Bilateral coordination involves using both sides of the body at the same time while each hand is performing different tasks. For example, to cut a square, the child must hold the paper with one hand and turn it while the other hand is not only opening and closing the scissors but also moving along the line. Easier said than done.

- **Music** Most of the time spent in kindergarten, music focuses on learning the basics. This is done through games, singing and playing instruments. Ask your child about their music bags!



Religion: The textbook we use is **We Believe with Project Disciple**. **GOAL:** To help the children know God as loving Creator and to develop an awareness of the presence of God in themselves, others, and the world. Our students learn about the Catholic faith at school through daily prayer and religious instruction.

<https://www.youtube.com/watch?v=SV9ZP8ZTPnM>

Go Fish, music that will not drive you, TOO crazy! <https://www.youtube.com/watch?v=f-ejASqf1VE>, and is great to teach about God!

We are learning that the Bible is an important book of stories that tell us about God's love for us. The creation story is the first bible story we will focus on. The important message for the children is that God created the earth and everything on it for us, and it is our responsibility to appreciate this and take care of all the gifts of creation.



**Students should be practicing prayers at home, DAILY!

Important Reminders

- ✓ **Dressing In kindergarten**, we are focusing on **responsibility** and **independence**. We ask that you send your child to school with coats and shoes that they can easily put on **by themselves** or with minimal assistance. Also we ask that you send an extra set of clothing with your child to keep in their backpacks just in case it is needed.




- ✓ Please pack a sweater or sweatshirt, daily, for your child. The classroom is kept cool!
 - ✓
 - ✓ **Snack time Every day** the kindergarten children will have 15 minutes for snack.
 - ✓
 - ✓ **Daily Prayers**
-

Every day we say prayers in the morning and afternoon. The children are learning them and would benefit from reinforcement from home. Please continue to review the prayers with your children. Thank you for your help! Prayers can be found on the class website.

Chuckles and Heart warmers



During story time, when asked who it is that draws the pictures in a book? (Illustrator)
One of the children responded, "Jesus!"



During phonics, the kiddos were asked, "What type of letters are the "black" letters on the letter strips?" One of the children replied, "Consequences!" (Consonants)

Wish List



Scotch laminating pouches

Clear Contact Paper



Scotch Box Tape

General Information

Pennies for Peru



The St. Francis School "Pennies for Peru" program was established in September 2007. This is an on-going monetary collection to aid the members of our Sister Parish in Peru. Thank you for supporting this very worthy cause.

MORE CLIPPING



The new and improved **Box Tops** mobile app uses state-of-the-art technology to scan your store receipt, find participating products and instantly add **Box Tops** to your school's earnings online. **MORE CONVENIENT.** Redeem anywhere, anytime within 14 days of purchase. **EASY TO USE.** No more clipping or sending **Box Tops** to school.