


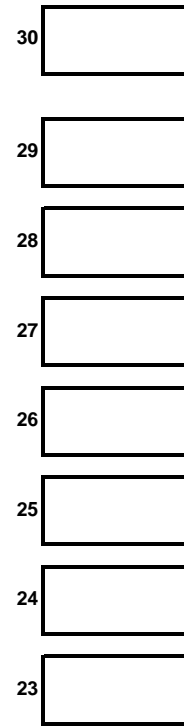
Westphalia Parish Hall Layout

B
A
R

K
I
T
C
H
E
N



8 6' tables = 48 chairs



F

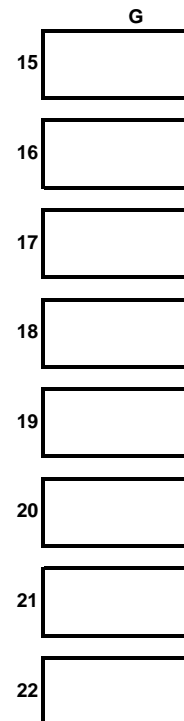
ENTRANCE

124'

8 rows of 5 8' tables
22 chairs in a row x 16 rows = 352 chairs

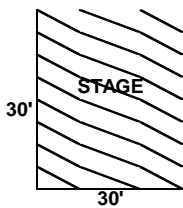
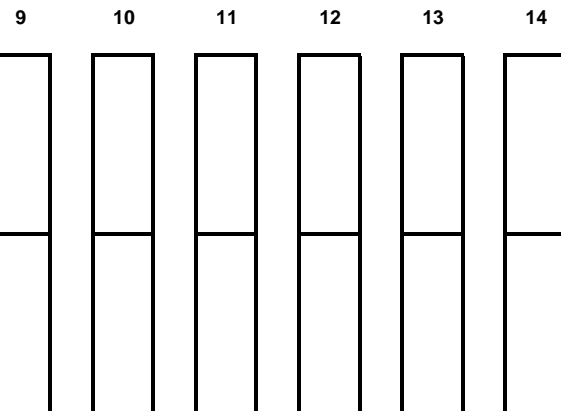
8 8' tables = 64 chairs

DANCE FLOOR



G

12 8' tables = 72 chairs



75'

