

Summer Reading Requirements for 5th Grade

5th Grade:

Each student must read 2 AR books of their choice over the summer. The books must have a reading level no less than 4.5 and no greater than 7.0 and be worth at least 2 points. In order to confirm that each book is an AR book and the reading level is appropriate, students can log onto www.arbookfind.com. Students must complete and submit an **RCW** report on each book, and they are due the first week of class.

RCW: R/Read, C/Close, W/Write

Read the chapter, **close** the book, and **write** a paragraph on what the chapter was about. This has to be completed for **each** chapter. The paragraphs should highlight the 5 W's of the chapter; who, what, when, where, and why. This is a great exercise to reinforce reading comprehension and to keep writing skills sharp.

During the first week of school students will take AR tests on their summer reading, this will count as the first reading grade. Please note it does not count toward the first quarter AR requirement.

Remember that reading is a skill that gets better with practice...have fun!

STUDENTS ENTERING 5TH GRADE:

5TH GRADE MATH – SUMMER REQUIREMENTS

Dear Parents,

In order to maintain math skills during the summer months, your student is required to complete the following assignments.

The first assignment is included in the final Wednesday folder. If misplaced, the directions below describe how you can print out the packet.

First Assignment:

- 1 Visit <https://www.sadlierconnect.com/login.html>
- 2 On the right side of the page, select "Sadlier Connect Resources Student & Family"
- 3 Select "Progress in Mathematics, K-9"
- 4 Click on "Grade 5"
- 5 Click on "Skills Update" (This reviews skills from 4th grade to prepare for 5th grade)
- 6 Print and complete all 21 practices
- 7 If your child is having difficulty with a practice, click on the lesson review for an explanation of the skill

All 21 practice reviews will be **collected as a grade on the first day of the next school year**. It is suggested that your child do 2 or 3 lessons each week so they do not struggle with completing the assignments at the end of the summer.

Second Requirement:

1. All students must **have multiplication tables memorized** (from 0 – 12).
2. Students will be **tested on all multiplication facts the first week of school**.
3. They must be able to **complete 100 random problems in 6 minutes**.

Thank you for supporting us in our mission to educate your child!

Practice Websites: www.khanacademy.com and www.aplusmath.com

iPad Apps: *Door 24*, *Mad Math*, and *Freckle*

Name _____ Date _____

Place Value to Thousands

Write the place of the underlined digit. Then write its value.

1. 12,843 _____
2. 277,725 _____
3. 412,871 _____
4. 808,011 _____

Write the value of 6 in each number.

- | | |
|------------------|-------------------|
| 5. 102,624 _____ | 6. 600,051 _____ |
| 7. 96,877 _____ | 8. 820,206 _____ |
| 9. 233,565 _____ | 10. 162,911 _____ |

Write the number in standard form.

11. seventy-two thousand, four hundred eighty-one _____
12. fifty thousand, nine hundred six _____
13. two hundred five thousand, thirty _____
14. three hundred forty-six thousand, five hundred _____
15. four hundred thousand, eight _____
16. eight hundred thousand, two hundred one _____

Write the word name for each number.

17. 4526 _____
18. 832,040 _____
19. 56,009 _____
20. 111,914 _____

PROBLEM SOLVING

21. The population of San Antonio, Texas in 1990 was 935,393. What is the value of the digit 5 in this number? _____
22. In 1970 San Francisco, California had a population of 715,674. What is the place of the digit 1 in this number? What is its value? _____

Name _____ Date _____

Compare and Order Whole Numbers

Compare. Write $<$, $=$, or $>$.

- | | | |
|---------------------------|---------------------------|--------------------|
| 1. 4924 _____ 4912 | 2. 6082 _____ 4936 | 3. 5078 _____ 5931 |
| 4. 10,035 _____ 24,686 | 5. 32,799 _____ 32,799 | |
| 6. 87,909 _____ 87,800 | 7. 43,538 _____ 43,539 | |
| 8. 659,736 _____ 821,075 | 9. 507,494 _____ 506,944 | |
| 10. 775,387 _____ 775,359 | 11. 139,684 _____ 139,683 | |
| 12. 256,090 _____ 256,009 | 13. 897,146 _____ 899,146 | |

Write in order from least to greatest.

14. 6795; 675; 6759; 697 _____

15. 27,918; 9778; 9788; 21,988 _____

16. 92,248; 93,248; 93,148; 94,000 _____

17. 612,038; 621,038; 622,037; 612,037 _____

18. 459,831; 459,381; 395,491; 459,183 _____

Write in order from greatest to least.

19. 3265; 327; 3270; 3720 _____

20. 11,450; 111,450; 111,540; 1145 _____

21. 509,835; 539,085; 535,895; 593,095 _____

22. 974,000; 947,000; 964,470; 974,004 _____

PROBLEM SOLVING

23. In the late 1970s, the population of Malawi was 5,561,621; the population of Senegal was 5,085,388 and the population of Tunisia was 5,588,209. List the countries in order from least to greatest population. _____

Name _____ Date _____



Round Whole Numbers

Round to the nearest ten.

- | | | |
|--------------|---------------|----------------|
| 1. 36 _____ | 2. 324 _____ | 3. 2309 _____ |
| 4. 192 _____ | 5. 4419 _____ | 6. 8008 _____ |
| 7. 45 _____ | 8. 728 _____ | 9. 5631 _____ |
| 10. 64 _____ | 11. 192 _____ | 12. 3875 _____ |

Round to the nearest hundred.

- | | | |
|------------------|------------------|------------------|
| 13. 934 _____ | 14. 539 _____ | 15. 1084 _____ |
| 16. 860 _____ | 17. 3453 _____ | 18. 7529 _____ |
| 19. 8719 _____ | 20. 4502 _____ | 21. 6557 _____ |
| 22. 16,426 _____ | 23. 22,538 _____ | 24. 85,297 _____ |
| 25. 43,754 _____ | 26. 52,172 _____ | 27. 78,358 _____ |

Round to the nearest thousand.


- | | | |
|-------------------|-------------------|-------------------|
| 28. 1369 _____ | 29. 6550 _____ | 30. 37,473 _____ |
| 31. 9089 _____ | 32. 85,347 _____ | 33. 55,500 _____ |
| 34. 5765 _____ | 35. 78,148 _____ | 36. 21,564 _____ |
| 37. 132,948 _____ | 38. 983,529 _____ | 39. 367,155 _____ |
| 40. 864,443 _____ | 41. 596,701 _____ | 42. 246,539 _____ |

PROBLEM SOLVING

43. In 1840 Wisconsin had a population of 30,945. Round this number to the nearest hundred. Then round it to the nearest thousand.

44. From 1930 to 1950, Alaska's population increased by 415,495. Round this number to the nearest hundred. Then round it to the nearest thousand.

Name _____ Date _____



Add and Subtract Whole Numbers

Estimate by rounding. Then add or subtract.

1.
$$\begin{array}{r} 70 \\ + 53 \\ \hline \end{array}$$

2.
$$\begin{array}{r} 57 \\ + 28 \\ \hline \end{array}$$

3.
$$\begin{array}{r} 81 \\ + 43 \\ \hline \end{array}$$

4.
$$\begin{array}{r} 30 \\ + 77 \\ \hline \end{array}$$

5.
$$\begin{array}{r} 37 \\ + 96 \\ \hline \end{array}$$

6.
$$\begin{array}{r} 46 \\ - 13 \\ \hline \end{array}$$

7.
$$\begin{array}{r} 62 \\ - 45 \\ \hline \end{array}$$

8.
$$\begin{array}{r} 26 \\ - 7 \\ \hline \end{array}$$

9.
$$\begin{array}{r} 82 \\ - 66 \\ \hline \end{array}$$

10.
$$\begin{array}{r} 48 \\ - 37 \\ \hline \end{array}$$

11.
$$\begin{array}{r} 269 \\ + 984 \\ \hline \end{array}$$

12.
$$\begin{array}{r} 816 \\ + 203 \\ \hline \end{array}$$

13.
$$\begin{array}{r} 460 \\ + 748 \\ \hline \end{array}$$

14.
$$\begin{array}{r} 107 \\ + 55 \\ \hline \end{array}$$

15.
$$\begin{array}{r} 820 \\ + 974 \\ \hline \end{array}$$

16.
$$\begin{array}{r} 4213 \\ - 1764 \\ \hline \end{array}$$

17.
$$\begin{array}{r} 8356 \\ - 4523 \\ \hline \end{array}$$

18.
$$\begin{array}{r} 9631 \\ - 6109 \\ \hline \end{array}$$

19.
$$\begin{array}{r} 7562 \\ - 2478 \\ \hline \end{array}$$

20.
$$\begin{array}{r} 6418 \\ - 724 \\ \hline \end{array}$$

Align and add or subtract.

21. $9 + 1030 = \underline{\hspace{2cm}}$

22. $301 + 76 = \underline{\hspace{2cm}}$

23. $478 - 99 = \underline{\hspace{2cm}}$

24. $4284 - 415 = \underline{\hspace{2cm}}$

25. $736 + 5824 = \underline{\hspace{2cm}}$

26. $6435 - 5189 = \underline{\hspace{2cm}}$

PROBLEM SOLVING

27. In one day a toy company made 947 toy cars and 323 toy trucks. How many toy vehicles did it make? _____

28. Mr. Rivera sold 1108 newspapers and 157 magazines in one week. How many items did he sell that week? _____

29. Tony weighs 97 pounds. Marie weighs 118 pounds. How much more does Marie weigh than Tony? _____

30. Hawaii, USA has an area of 6471 square miles. Prince Edward Island, Canada has an area of 2184 square miles. How many square miles smaller is Prince Edward Island than Hawaii? _____

Name _____ Date _____

Multiply One Digit

Estimate by rounding. Then multiply.

1.
$$\begin{array}{r} 57 \\ \times 2 \\ \hline \end{array}$$

2.
$$\begin{array}{r} 77 \\ \times 9 \\ \hline \end{array}$$

3.
$$\begin{array}{r} 81 \\ \times 4 \\ \hline \end{array}$$

4.
$$\begin{array}{r} 14 \\ \times 8 \\ \hline \end{array}$$

5.
$$\begin{array}{r} 53 \\ \times 5 \\ \hline \end{array}$$

6.
$$\begin{array}{r} 86 \\ \times 6 \\ \hline \end{array}$$

7.
$$\begin{array}{r} 37 \\ \times 9 \\ \hline \end{array}$$

8.
$$\begin{array}{r} 94 \\ \times 3 \\ \hline \end{array}$$

9.
$$\begin{array}{r} 70 \\ \times 5 \\ \hline \end{array}$$

10.
$$\begin{array}{r} 45 \\ \times 4 \\ \hline \end{array}$$

11.
$$\begin{array}{r} 829 \\ \times 8 \\ \hline \end{array}$$

12.
$$\begin{array}{r} 589 \\ \times 9 \\ \hline \end{array}$$

13.
$$\begin{array}{r} 910 \\ \times 2 \\ \hline \end{array}$$

14.
$$\begin{array}{r} 695 \\ \times 9 \\ \hline \end{array}$$

15.
$$\begin{array}{r} 243 \\ \times 5 \\ \hline \end{array}$$

16.
$$\begin{array}{r} 725 \\ \times 6 \\ \hline \end{array}$$

17.
$$\begin{array}{r} 579 \\ \times 3 \\ \hline \end{array}$$

18.
$$\begin{array}{r} 351 \\ \times 4 \\ \hline \end{array}$$

19.
$$\begin{array}{r} 862 \\ \times 7 \\ \hline \end{array}$$

20.
$$\begin{array}{r} 373 \\ \times 9 \\ \hline \end{array}$$

Find the product.

21. $3 \times 295 =$ _____

22. $9 \times 36 =$ _____

23. $7 \times 979 =$ _____

24. $6 \times 162 =$ _____

25. $4 \times 49 =$ _____

26. $8 \times 722 =$ _____

PROBLEM SOLVING

27. A car is travelling at an average speed of 55 miles per hour. How far will the car travel in 8 hours?

28. An auditorium can seat 356 people. If all the seats are filled for each performance of a play, how many people can attend 3 performances?

Name _____ Date _____



One-Digit Quotients

Divide and check.

1. $2\overline{)17}$

2. $3\overline{)29}$

3. $5\overline{)37}$

4. $8\overline{)71}$

5. $6\overline{)23}$

6. $9\overline{)56}$

7. $4\overline{)19}$

8. $7\overline{)38}$

9. $8\overline{)65}$

10. $6\overline{)44}$

11. $5\overline{)28}$

12. $7\overline{)52}$

Find the quotient and the remainder.

13. $17 \div 3$

14. $82 \div 9$

15. $29 \div 4$

16. $38 \div 6$

17. $65 \div 9$

18. $59 \div 8$

19. $33 \div 5$

20. $40 \div 7$

PROBLEM SOLVING

21. Ronnie has 49 pencils. If he puts 5 pencils in each packet, how many packets can he fill? How many pencils will be left over?

22. Ling has to stack 76 mugs. Each stack can have no more than 8 mugs. How many stacks of 8 mugs can Ling make? How many mugs will be in the last stack?

Name _____ Date _____

Two-Digit Quotients

Divide and check.

1. $4\overline{)64}$

2. $5\overline{)90}$

3. $2\overline{)52}$

4. $6\overline{)72}$

5. $7\overline{)86}$

6. $3\overline{)41}$

7. $8\overline{)94}$

8. $3\overline{)57}$

9. $2\overline{)35}$

10. $5\overline{)99}$

11. $4\overline{)73}$

12. $6\overline{)92}$

Find the quotient and the remainder.

13. $73 \div 2$

14. $95 \div 4$

15. $59 \div 5$

16. $87 \div 6$

17. $39 \div 2$

18. $83 \div 5$

PROBLEM SOLVING


19. Maya and her 3 friends want to share 48 pennies equally. How many pennies should each friend receive? _____


20. There are 57 cans of tomatoes. How many boxes can be filled if each box holds 4 cans? How many cans will be left over? _____

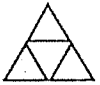
Name _____ Date _____


Fractions


Write the fraction for the shaded part or point on the number line.

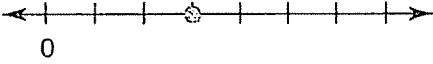
1.  _____

2.  _____

3.  _____

4.  _____

5.  _____

6.  _____

Draw a model to show each fraction.

7. $\frac{7}{9}$ as part of a whole
8. $\frac{4}{5}$ as a point on a number line

Write the fraction in standard form.

9. seven eighths _____
10. two thirds _____
11. two elevenths _____
12. The numerator is 7.
The denominator is 12. _____
13. The numerator is 2.
The denominator is 7. _____

Write the word name for each fraction.

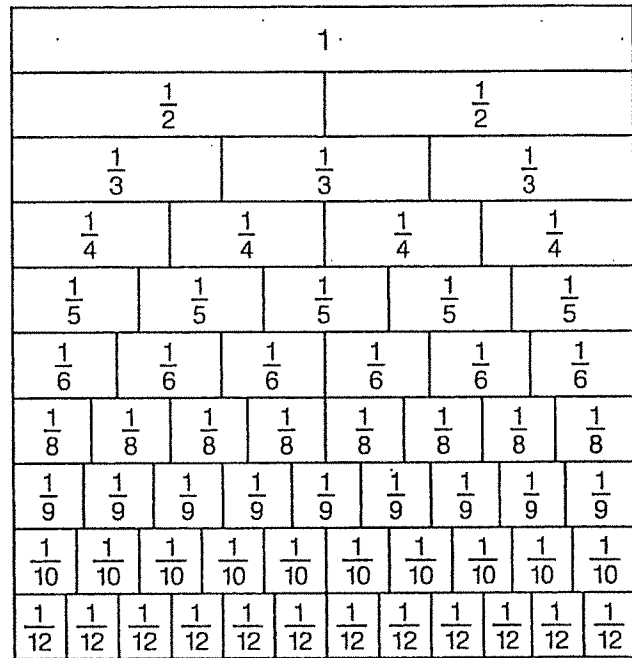
14. $\frac{3}{5}$ _____
15. $\frac{9}{10}$ _____
16. $\frac{5}{6}$ _____
17. $\frac{1}{4}$ _____
18. $\frac{3}{8}$ _____
19. $\frac{5}{12}$ _____
20. $\frac{7}{12}$ _____
21. $\frac{3}{20}$ _____

Name _____ Date _____

Equivalent Fractions

Use the given chart to find equivalent fractions.

- | | |
|--------------------------------------|--------------------------------------|
| 1. $\frac{2}{3} = \frac{\quad}{9}$ | 2. $\frac{4}{8} = \frac{\quad}{4}$ |
| 3. $\frac{3}{4} = \frac{\quad}{8}$ | 4. $\frac{1}{2} = \frac{\quad}{10}$ |
| 5. $\frac{1}{2} = \frac{\quad}{4}$ | 6. $\frac{3}{4} = \frac{\quad}{12}$ |
| 7. $\frac{1}{3} = \frac{\quad}{6}$ | 8. $\frac{6}{9} = \frac{\quad}{6}$ |
| 9. $\frac{2}{10} = \frac{\quad}{5}$ | 10. $\frac{2}{3} = \frac{\quad}{12}$ |
| 11. $\frac{2}{12} = \frac{\quad}{6}$ | 12. $\frac{1}{2} = \frac{\quad}{6}$ |




Use the chart above to compare. Write <, =, or >.

- | | | | |
|--|--|--|--|
| 13. $\frac{1}{3}$ _____ $\frac{2}{6}$ | 14. $\frac{1}{5}$ _____ $\frac{1}{10}$ | 15. $\frac{2}{9}$ _____ $\frac{2}{3}$ | 16. $\frac{2}{3}$ _____ $\frac{6}{6}$ |
| 17. $\frac{3}{5}$ _____ $\frac{4}{10}$ | 18. $\frac{2}{8}$ _____ $\frac{2}{6}$ | 19. $\frac{8}{10}$ _____ $\frac{2}{3}$ | 20. $\frac{6}{10}$ _____ $\frac{3}{5}$ |
| 21. $\frac{1}{6}$ _____ $\frac{1}{8}$ | 22. $\frac{4}{5}$ _____ $\frac{8}{10}$ | 23. $\frac{6}{12}$ _____ $\frac{4}{6}$ | 24. $\frac{1}{2}$ _____ $\frac{3}{8}$ |
| 25. $\frac{8}{10}$ _____ $\frac{8}{9}$ | 26. $\frac{3}{5}$ _____ $\frac{2}{3}$ | 27. $\frac{1}{5}$ _____ $\frac{3}{10}$ | 28. $\frac{5}{8}$ _____ $\frac{5}{6}$ |

Write the missing number to complete the equivalent fraction.

- | | | | |
|--------------------------------------|--------------------------------------|--------------------------------------|--------------------------------------|
| 29. $\frac{8}{10} = \frac{\quad}{5}$ | 30. $\frac{4}{12} = \frac{1}{\quad}$ | 31. $\frac{2}{4} = \frac{\quad}{8}$ | 32. $\frac{5}{10} = \frac{1}{\quad}$ |
| 33. $\frac{3}{9} = \frac{\quad}{6}$ | 34. $\frac{8}{12} = \frac{\quad}{3}$ | 35. $\frac{9}{12} = \frac{3}{\quad}$ | 36. $\frac{3}{6} = \frac{\quad}{2}$ |
| 37. $\frac{3}{4} = \frac{6}{\quad}$ | 38. $\frac{2}{3} = \frac{4}{\quad}$ | 39. $\frac{2}{8} = \frac{1}{\quad}$ | 40. $\frac{3}{5} = \frac{\quad}{10}$ |

Name _____ Date _____



Add and Subtract Fractions: Like Denominators

Use fraction strips or number lines to model each sum or difference.
Then write an addition or subtraction sentence showing the sum in simplest form.

1. $\frac{7}{14} + \frac{3}{14}$ _____ 2. $\frac{1}{3} + \frac{1}{3}$ _____

3. $\frac{5}{6} - \frac{1}{6}$ _____ 4. $\frac{5}{9} - \frac{2}{9}$ _____

5. $\frac{5}{10} + \frac{4}{10}$ _____ 6. $\frac{2}{6} + \frac{3}{6}$ _____

7. $\frac{3}{4} - \frac{1}{4}$ _____ 8. $\frac{11}{12} - \frac{3}{12}$ _____

Add or subtract.

9. $\frac{2}{5} + \frac{2}{5} =$ _____ 10. $\frac{1}{10} + \frac{2}{10} =$ _____ 11. $\frac{5}{12} + \frac{6}{12} =$ _____

12. $\frac{2}{3} - \frac{1}{3} =$ _____ 13. $\frac{9}{10} - \frac{5}{10} =$ _____ 14. $\frac{4}{6} - \frac{2}{6} =$ _____

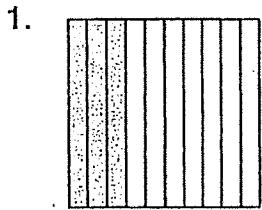
15. $\frac{3}{7}$ 16. $\frac{1}{10}$ 17. $\frac{4}{9}$ 18. $\frac{1}{5}$ 19. $\frac{1}{12}$ 20. $\frac{4}{8}$
 $+\frac{2}{7}$ $+\frac{1}{10}$ $+\frac{4}{9}$ $+\frac{1}{5}$ $+\frac{4}{12}$ $+\frac{1}{8}$


21. $\frac{11}{12}$ 22. $\frac{3}{5}$ 23. $\frac{4}{5}$ 24. $\frac{7}{8}$ 25. $\frac{8}{9}$ 26. $\frac{5}{10}$
 $-\frac{5}{12}$ $-\frac{2}{5}$ $-\frac{1}{5}$ $-\frac{2}{8}$ $-\frac{6}{9}$ $-\frac{3}{10}$


Name _____ Date _____


Tenths and Hundredths

Write a fraction and a decimal for each.









Write as a decimal.

5. $\frac{4}{10}$ _____

6. $\frac{7}{10}$ _____

7. $\frac{2}{10}$ _____

8. $\frac{3}{10}$ _____

9. $\frac{75}{100}$ _____

10. $\frac{6}{100}$ _____

11. $\frac{12}{100}$ _____

12. $\frac{2}{100}$ _____

Write the decimal in standard form.

13. three tenths _____

14. six tenths _____

15. nine hundredths _____

16. twelve hundredths _____

Write the word name for each decimal.

17. 0.4 _____

18. 0.2 _____

19. 0.05 _____

20. 0.08 _____

21. 0.76 _____

22. 0.18 _____

Write an equivalent decimal.

23. 0.5 _____

24. 0.60 _____

25. 0.9 _____

26. 0.20 _____

Compare. Write $<$, $=$, or $>$.

27. 0.30 _____ 0.03

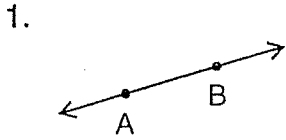
28. $\frac{6}{100}$ _____ 0.6

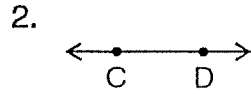
29. 0.8 _____ 0.80

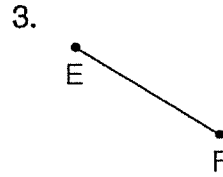
Name _____ Date _____

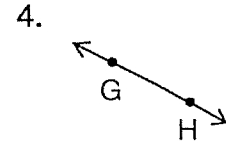
Geometric Concepts

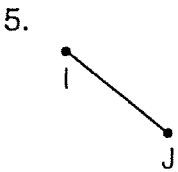
Identify each figure. Then name it using symbols.

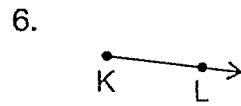


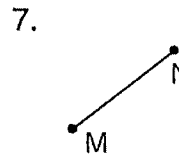


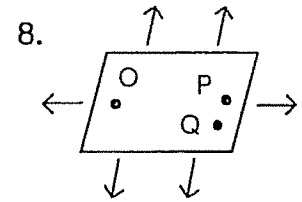




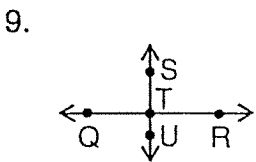


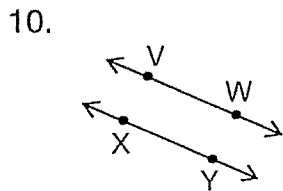


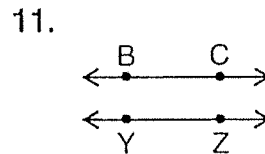


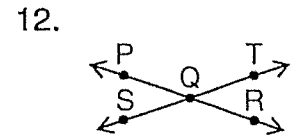


Write *parallel* or *intersecting* for each pair of lines.









Fill in each blank with a word from the given list.

13. _____ lines are lines that intersect at a common point.
14. A line is a set of _____ that extends infinitely in opposite directions.
15. _____ lines are lines in the same plane that never intersect.
16. A line segment is part of a line with two _____.

WORD LIST

points
 parallel
 endpoints
 intersecting

Name _____ Date _____

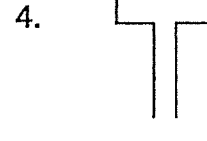
Identify Polygons

Decide if each figure is a polygon. Write *Yes* or *No*.

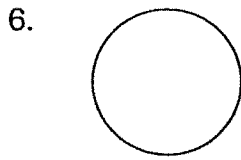




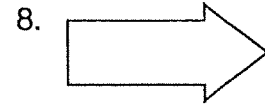


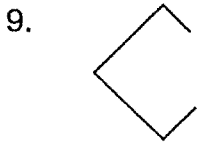


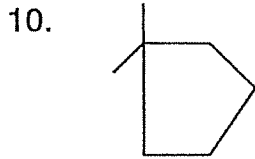


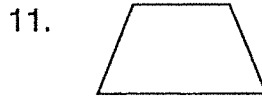


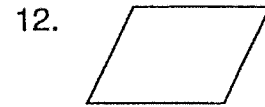




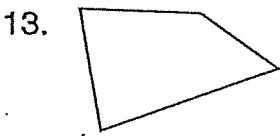




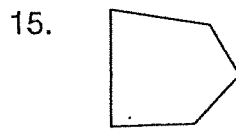


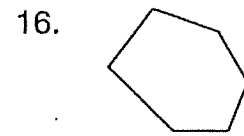


Name each polygon.









PROBLEM SOLVING

17. A polygon has 6 sides and 6 vertices.
 What is its name?

18. A quadrilateral has 4 angles. How many
 sides does it have? how many vertices?

19. A polygon has 3 sides. How many angles
 does it have? how many vertices?
 which polygon is it?

Name _____ Date _____



Customary Units of Length

Which unit would you use to measure? Write *in.*, *ft*, *yd*, or *mi*.

1. length of a pen _____
2. width of a desk _____
3. length of a football field _____
4. distance to Canada _____
5. height of a boy _____
6. length of a car _____

Find the equivalent measure.

7. 48 in. = _____ ft
8. 2 yd = _____ ft
9. 3 mi = _____ ft
10. 18 ft = _____ yd
11. 144 in. = _____ yd
12. 5 ft = _____ in.
13. 2 mi = _____ yd
14. 8 yd = _____ in.
15. 10,560 ft = _____ mi
16. 5 yd = _____ in.
17. 5280 yd = _____ mi
18. 6 ft = _____ in.

Circle the letter of the best estimate.

19. length of a sheet of paper a. 11 yd b. 11 ft c. 11 in.
20. height of a doorway a. 2 in. b. 2 yd c. 2 ft
21. width of a room a. 9 ft b. 9 in. c. 9 mi
22. length of a baseball bat a. 3 in. b. 3 ft c. 3 yd
23. width of a calculator a. 3 mi b. 3 in. c. 3 ft

Compare. Write $<$, $=$, or $>$.

24. 3 ft _____ 48 in.
25. 1 mi _____ 1000 yd
26. 72 in. _____ 2 yd
27. 15 ft _____ 7 yd
28. 6000 ft _____ 1 mi
29. 65 ft _____ 30 yd
30. 6 yd _____ 60 ft
31. 5280 yd _____ 3 mi
32. 84 in. _____ 9 ft

Name _____ Date _____



Customary Units of Capacity and Weight

Which unit would you use to measure?
Write *c*, *pt*, *qt*, or *gal*.

- | | |
|--|-------------------------------|
| 1. gasoline for a car _____ | 2. milk in a container _____ |
| 3. soup in a can _____ | 4. water in an aquarium _____ |
| 5. pancake syrup in a plastic bottle _____ | 6. juice for lunch _____ |

Which unit would you use to measure? Write *oz* or *lb*.

- | | | |
|----------------------------|---------------------------|---------------------------|
| 7. lion _____ | 8. letter _____ | 9. bunch of bananas _____ |
| 10. cat _____ | 11. tea bag _____ | 12. flower _____ |
| 13. bean _____ | 14. bag of potatoes _____ | 15. human being _____ |
| 16. computer monitor _____ | 17. sailboat _____ | 18. granola bar _____ |

Compare. Write $<$, $=$, or $>$.

- | | | |
|-----------------------|-----------------------|-----------------------|
| 19. 30 c _____ 3 gal | 20. 3 qt _____ 5 pt | 21. 3 gal _____ 16 qt |
| 22. 10 qt _____ 2 gal | 23. 32 pt _____ 15 qt | 24. 16 c _____ 4 qt |
| 25. 1 gal _____ 9 pt | 26. 4 gal _____ 34 pt | 27. 4 c _____ 1 qt |

Compare. Write $<$, $=$, or $>$.

- | | | |
|------------------------|----------------------|-----------------------|
| 28. 6 lb _____ 60 oz | 29. 3 lb _____ 45 oz | 30. 64 oz _____ 4 lb |
| 31. 11 lb _____ 180 oz | 32. 96 oz _____ 6 lb | 33. 111 oz _____ 7 lb |

Find the equivalent measure.

- | | | |
|-----------------------|----------------------|---------------------|
| 34. 24 pt = _____ gal | 35. 8 pt = _____ c | 36. 3 qt = _____ pt |
| 37. 80 oz = _____ lb | 38. 32 oz = _____ lb | 39. 9 lb = _____ oz |



Metric Units of Length

Which metric unit of length is best to measure each? Write *cm*, *m*, or *km*.

- | | |
|------------------------------------|--------------------------------------|
| 1. width of a book _____ | 2. height of a tree _____ |
| 3. length of an eraser _____ | 4. width of a soccer field _____ |
| 5. measurement of your waist _____ | 6. thickness of a door _____ |
| 7. bicycle trail _____ | 8. circumference of your wrist _____ |

Circle the letter of the best estimate.

- | | | | |
|--------------------------------|----------|----------|----------|
| 9. length of a tissue box | a. 25 dm | b. 25 cm | c. 25 m |
| 10. height of a flagpole | a. 6 m | b. 6 km | c. 6 cm |
| 11. width of a room | a. 3 km | b. 3 cm | c. 3 m |
| 12. length of an audiocassette | a. 1 cm | b. 1 dm | c. 1 m |
| 13. height of a wastebasket | a. 45 cm | b. 45 dm | c. 4.5 m |
| 14. width of a window | a. 12 m | b. 12 cm | c. 12 dm |

Compare. Write $<$, $=$, or $>$.

- | | | |
|----------------------------|-------------------------|-------------------------|
| 15. 6 km _____ 6100 m | 16. 55 dm _____ 550 cm | 17. 6.8 m _____ 670 cm |
| 18. 4000 m _____ 400 cm | 19. 200 m _____ 0.02 km | 20. 70 cm _____ 8.8 dm |
| 21. 100 km _____ 100 001 m | 22. 2 cm _____ 0.02 m | 23. 8000 cm _____ 80 dm |

PROBLEM SOLVING

24. Luisa jumped 2 meters in the long jump. Barbie jumped 18 decimeters. Who jumped farther? by how many centimeters?

25. David painted 5 meters of a fence. Tom painted 6 meters of the same fence. Together, did they paint more than 100 decimeters of the fence?

Name _____ Date _____

Metric Units of Capacity and Mass

Which metric unit is best to measure the capacity of each? Write *mL*, or *L*.

- | | | |
|-----------------------|-----------------------|----------------------------|
| 1. watering can _____ | 2. cooking pot _____ | 3. car's gas tank _____ |
| 4. soup bowl _____ | 5. fish tank _____ | 6. bottle of shampoo _____ |
| 7. cup of juice _____ | 8. drop of rain _____ | 9. tea kettle _____ |

Which metric unit is best to measure the mass of each? Write *g*, or *kg*.

- | | | |
|------------------|-----------------------|----------------------------|
| 10. egg _____ | 11. bicycle _____ | 12. kitten _____ |
| 13. person _____ | 14. paper clip _____ | 15. slice of bread _____ |
| 16. donkey _____ | 17. bar of soap _____ | 18. sack of potatoes _____ |

Complete each table.

19.

L	1			4			7
mL		2000				6000	

20.

g	1000						7000
kg		2			5		

PROBLEM SOLVING

21. Janie has two bottles. One holds 2750 mL of water. The other holds 2500 mL of water. If she fills both bottles, will she have at least 5 L of water? _____
22. Stan and Laura collect geodes, hollow rocks with crystals inside them. Laura's largest geode has a mass of 2278 g. Stan's largest has a mass of 3 kg. Whose geode has the greater mass? _____

Name _____ Date _____

Make Pictographs

Complete the pictograph for the set of data using the given key.
 Then answer each question about the graph.

1.

Videos at Rent-a-Video			
Type	Number	Type	Number
Adventure	305	Mystery	197
Comedy	445	Science Fiction	240
Drama	353	Documentary	53

Videos at Rent-a-Video	
Adventure	
Comedy	
Drama	
Mystery	
Science Fiction	
Documentary	
Key: Each = 100 videos. Each = 50 videos.	

2. About how many comedy videos are there? _____
3. About how many more drama videos than adventure videos are there? _____
4. About how many mystery and adventure videos are there altogether? _____

Make a pictograph for the data below.

5.

Major League Wins	
Pitcher	Number of Wins
Warren Spahn	363
Grover Alexander	373
Walter Johnson	417
Nolan Ryan	324
Early Wynn	300
Cy Young	511


Warren Spahn	
Key:	

Name _____ Date _____

Make Bar Graphs

Make a vertical bar graph for the data listed below.


1. **Depth of the Great Lakes**



The Great Lakes	
Name	Depth in Feet
Erie	210
Huron	750
Michigan	923
Ontario	802
Superior	1330

Make a horizontal bar graph for the data listed below.

2. **Width of the Great Lakes**

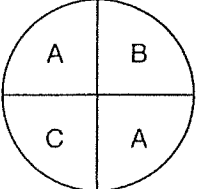


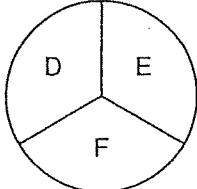
The Great Lakes	
Name	Width in Miles
Erie	57
Huron	183
Michigan	118
Ontario	53
Superior	160

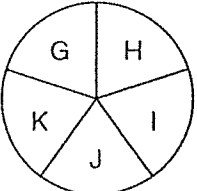
Name _____ Date _____

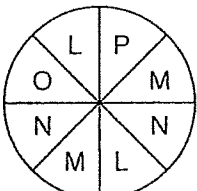
Equally/Not Equally Likely Outcomes

List the different outcomes. Then write whether the outcomes are *equally likely* or *not equally likely*.

1.  _____

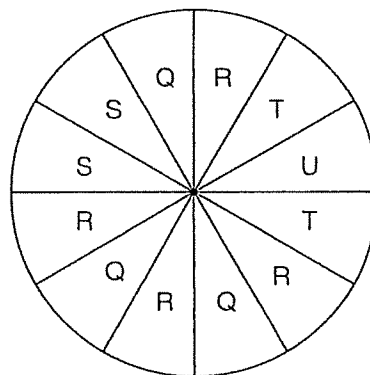
2.  _____

3.  _____

4.  _____

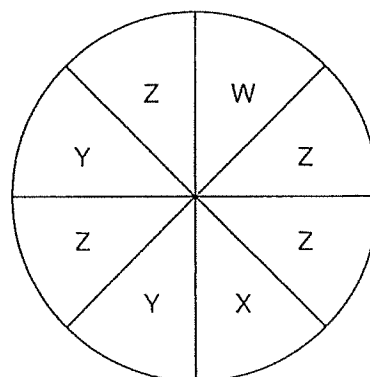
Use the spinner at the right to find the probability of landing on:

- 5. T _____
- 6. Q _____
- 7. S _____
- 8. U _____
- 9. R _____



Use the spinner at the right to find the probability of landing on:

- 10. Y _____
- 11. X _____
- 12. W _____
- 13. Z _____



name _____ Date _____

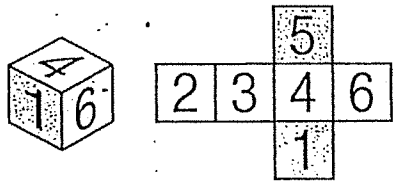
List Outcomes

Make a list of all possible outcomes for each experiment.
 Then write the total number of outcomes.

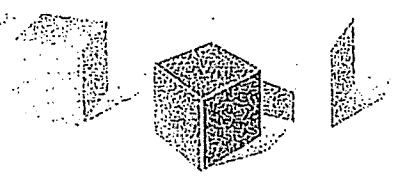
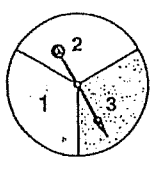
1. pick a card without looking and roll a number cube

GO

STOP



3. spin the spinner and pick a cube without looking



2. toss 2 coins



4. toss a coin and spin the spinner

