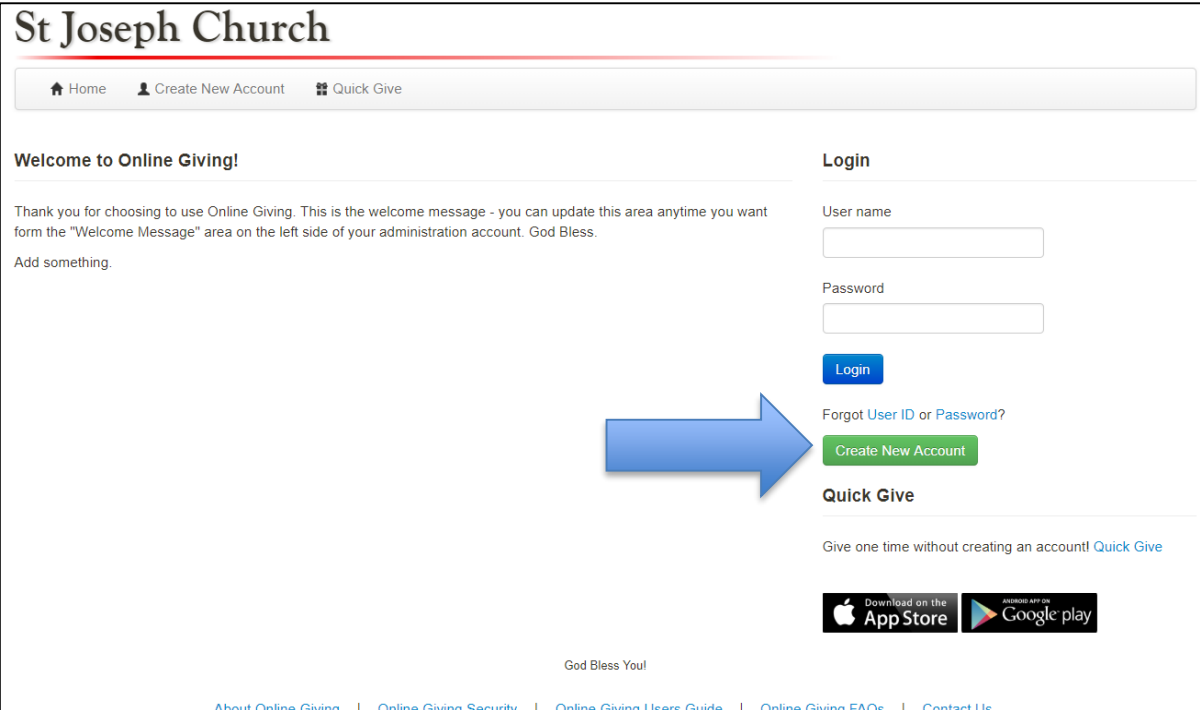




Online Giving



Go to the parish website and select the Online Giving Icon.
Once you are on the Online Giving Page, select create new account.
Creating an Online Giving Account is simple and convenient!



The screenshot shows the 'St Joseph Church' Online Giving interface. At the top, there is a navigation bar with links for 'Home', 'Create New Account', and 'Quick Give'. Below this, the page is divided into two main sections: 'Welcome to Online Giving!' on the left and 'Login' on the right. The 'Welcome' section contains a message and a text area for updates. The 'Login' section includes input fields for 'User name' and 'Password', a blue 'Login' button, and a link for 'Forgot User ID or Password?'. A prominent blue arrow points from the 'Create New Account' link in the navigation bar to a green 'Create New Account' button in the 'Login' section. Below the login section is a 'Quick Give' section with a link to 'Quick Give' and mobile app download instructions for the App Store and Google Play. The footer contains the text 'God Bless You!' and a row of links: 'About Online Giving', 'Online Giving Security', 'Online Giving Users Guide', 'Online Giving FAQs', and 'Contact Us'.

St Joseph Church

Home Create New Account Quick Give

Welcome to Online Giving!

Thank you for choosing to use Online Giving. This is the welcome message - you can update this area anytime you want form the "Welcome Message" area on the left side of your administration account. God Bless.

Add something.

Login

User name

Password

Login

Forgot User ID or Password?

Create New Account

Quick Give

Give one time without creating an account! [Quick Give](#)

Download on the App Store

ANDROID APP ON Google play

God Bless You!

[About Online Giving](#) | [Online Giving Security](#) | [Online Giving Users Guide](#) | [Online Giving FAQs](#) | [Contact Us](#)



This will bring you to the Donor Signup Wizard.
Complete your profile information.

St Joseph Church

[Home](#) [Create New Account](#)

New User Account Registration

- Profile**
- Credentials
- Payment Method
- Give a gift
- Thank you

First Name *

Last Name *

Email *

Confirm Email *

Address * [add line 2](#)

My City ID

Phone

[Admin Code](#)

God Bless You!

[About Online Giving](#) | [Online Giving Security](#) | [Online Giving Users Guide](#) | [Online Giving FAQs](#) | [Contact Us](#)




Simply create a User Name and Password


St Joseph Church

[Home](#) [Create New Account](#)


New User Account Registration

1 Profile 2 **Credentials** 3 Payment Method 4 Give a gift 5 Thank you

User ID * 

Password * 

Confirm Password *

I'm not a robot 
reCAPTCHA
Privacy - Terms

[< Back to Profile](#) [Create Account](#)

God Bless You!

[About Online Giving](#) | [Online Giving Security](#) | [Online Giving Users Guide](#) | [Online Giving FAQs](#) | [Contact Us](#)



Enter your preferred payment method

St Joseph Church


[Home](#) [Create New Account](#)

New User Account Registration

- Profile
- Credentials
- Payment Method
- Give a gift
- Thank you

You've successfully created an Online Giving Account. Add a payment method to your account so you can start giving.

[Add Bank Account](#) [Add Credit Card](#)

Bank Name * 

Bank Account Type

Checking ▾

Routing Number *

Confirm Routing Number *

Account Number *

Confirm Account Number *

[Create Payment](#) [No Thanks](#)



Depending on your Parish you may select bank account or credit card

St Joseph Church

[Home](#) [Create New Account](#)



New User Account Registration


- Profile
- Credentials
- Payment Method
- Give a gift
- Thank you

You've successfully created an Online Giving Account. Add a payment method to your account so you can start giving.

[Add Bank Account](#) [Add Credit Card](#)

Accepted Cards



Card Nickname * 

Use Alternate Address

[Create Payment](#) [No Thanks](#)



Add your first recurring donation and then select submit gift



Profile

Credentials

Payment Method

Give a gift

Thank you

Your payment method was saved. Let's create your first gift.

Start by selecting a fund:

Weekly Sunday Offering

Thank You for your donation! Your contributions help us support our many ministries!

Select A Gift Type: ?

Recurring

What is the amount you'd like to give? *

\$ 500

What date should this recurring gift start? *

3/25/2020



How often would you like these gifts to occur? *

Weekly

Gift Summary:

I would like to make a Recurring Gift of \$500.00 to Weekly Sunday Offering.

Please charge my Sheila Visa payment method Weekly starting on 3/25/2020 .

Submit Gift

No Thanks

TO SERVE
THE CHURCH



Add your first recurring donation and then select submit gift

Profile

Credentials

Payment Method

Give a gift

Thank you

Your payment method was saved. Let's create your first gift.

Start by selecting a fund:

Weekly Sunday Offering

Thank You for your donation! Your contributions help us support our many ministries!

Select A Gift Type: ?

Recurring

What is the amount you'd like to give? *

\$ 500

What date should this recurring gift start? *

3/25/2020

How often would you like these gifts to occur? *

Weekly

Gift Summary:

I would like to make a Recurring Gift of \$500.00 to Weekly Sunday Offering.

Please charge my Sheila Visa payment method Weekly starting on 3/25/2020 .

Submit Gift

No Thanks



Select “Give Another Gift” to give to additional funds.
You will receive an email confirmation regarding your recurring donation!

St Joseph Church

[Home](#) [Create New Account](#)

New User Account Registration

- 1 Profile
- 2 Credentials
- 3 Payment Method
- 4 Give a gift
- 5 Thank you

Your gift has been submitted

Thank you for creating a new Online Giving account.

A confirmation email has been sent to your email address.

Would you like to

[Give Another Gift](#) [Go to Home Page](#)

God Bless You!

[About Online Giving](#) | [Online Giving Security](#) | [Online Giving Users Guide](#) | [Online Giving FAQs](#) | [Contact Us](#)



THANK YOU FOR YOUR DONATION!!