

Offering Box Activity Center

Family Handout

The children will decorate a box and collect change to place in it as a way to participate in the spirit of sacrifice.

The following symbols are reminders of the suffering Jesus endured in his passion. They can help us to remember his suffering during Holy Week, especially on Good Friday.


- ✦ **Bread and Chalice of the Last Supper**— Represent the items present at Jesus' Last Supper with his disciples.
- ✦ **Judas' Silver Coins**— Represent the 30 silver coins Judas was paid to betray Jesus.
- ✦ **Rooster**— Represents Peter's denial of Jesus, which occurred before the rooster crowed.
- ✦ **Crown of Thorns**— Represents the torture and mocking of Jesus by the Roman soldiers.
- ✦ **The Cross**— The instrument of Jesus' death.
- ✦ **INRI**— In Latin these initials stand for "Jesus of Nazareth, King of the Jews." The letters were written on a sign, which was nailed above Jesus' cross.

The children will construct a Walking with Jesus Offering Box, which will help them tell the story of Jesus' passion and death. Direct them to decorate the box with the symbols, which you will explain to them using the information above. Have the children take home the completed box and put it in a prominent place. Ask them to explain what each symbol means. Use the box to collect change for a charitable cause. Invite your children to bring the change to church when the box is full. Remind them to take the box back home to use again for the same cause or another cause.





Offering Box Activity Center



Family Handout



1. Color the symbols.



2. Cut out the symbols.



3. Attach the symbols to the offering box.

