

East End/ Point Breeze/ Wilkinsburg Grouping

SAINT BEDE
SAINT CHARLES LWANGA
SAINT JAMES

1

Opening Prayer



2

Review of the On Mission Consultation Process

*Let's remember and review the
steps that we have taken
to get to today*

3

Review of the On Mission Consultation Process

April 2015	Year of Prayer and Study begins
Summer 2016	18 Information Sessions in parishes
Oct. – Dec. 2016	329 Parish Consultation Sessions
Jan. – March 2017	55 Cluster Meetings with Parish Team Leaders & Clergy
Summer 2017	On Mission Commission studies and makes recommendations to Bishop Zubik
April 26, 2018	Bishop announces final groupings of parishes and clergy assignments effective October 15, 2018
October 15, 2018	New Clergy assignments and Interim Mass Schedules begin

4

Merger Timeline

SEPTEMBER 2019	OCTOBER 2019	OCTOBER 2019	LATE NOVEMBER EARLY DECEMBER 2019	JANUARY 6, 2020
Conduct Parish Assemblies Parishioner feedback on parish names Follow up meetings with Advisory Councils	Submit necessary documentation to the Regional Vicar.	Bishop Zubik meets with his Priest Council to discuss merger petition.	Bishop Zubik officially announces Decree for a New Parish November 30 /December 1	Decree for a New Parish Becomes Effective New Parish Begins

A Snapshot of our Parishes: Where we are now with regard to:

Demographics

Finances

Proposed Names for the New Parish

2019 Parish Statistics: Registrations and Mass Attendance Counts

	St. Bede	St. Charles Lwanga	St. James
Total Registration*	2,389	295	659
2018-2019 Mass Attendance Count	505	60	221
Mass Attendance Count Percentage	21%	20%	34%

*Source: Parish Data System Reports (PDS) for Congregant Plots

7

2018 Parish Statistics: Sacraments

	St. Bede	St. Charles Lwanga*	St. James
Infant Baptisms	34	0	5
Marriages	5	0	1
Deaths	18	7	16
Baptism: Death Ratio	2:1	0:7	1:3

Source: 2018 Kenedy Directory Statistics and *2017 Annual Parish Report

8

2018 Statistics for the East End/Point Breeze/Wilkinsburg Grouping

East End/Point Breeze/Wilkinsburg Grouping Summary	Total
Total Registration	3,343
Mass Attendance Count	786
Mass Attendance Count Percentage	24%
Infant Baptisms	39
Marriages	6
Deaths	41
Baptism : Death Ratio	1:1

More Parish Information

Proximity of Church Buildings

Distances range from 0.7 to 1.9 miles

Distance in Miles

Church Building	St. Bede	Holy Rosary (St. Charles Lwanga)	Mother of Good Counsel (St. Charles Lwanga)	St. James
St. Bede		1.3 mi.	1.7 mi.	1.9 mi.
Holy Rosary (St. Charles Lwanga)	1.3 mi.		0.7 mi.	1.9 mi.
Mother of Good Counsel (St. Charles Lwanga)	1.7 mi.	0.7 mi.		1.3 mi.
St. James	1.9 mi.	1.9 mi.	1.3 mi.	

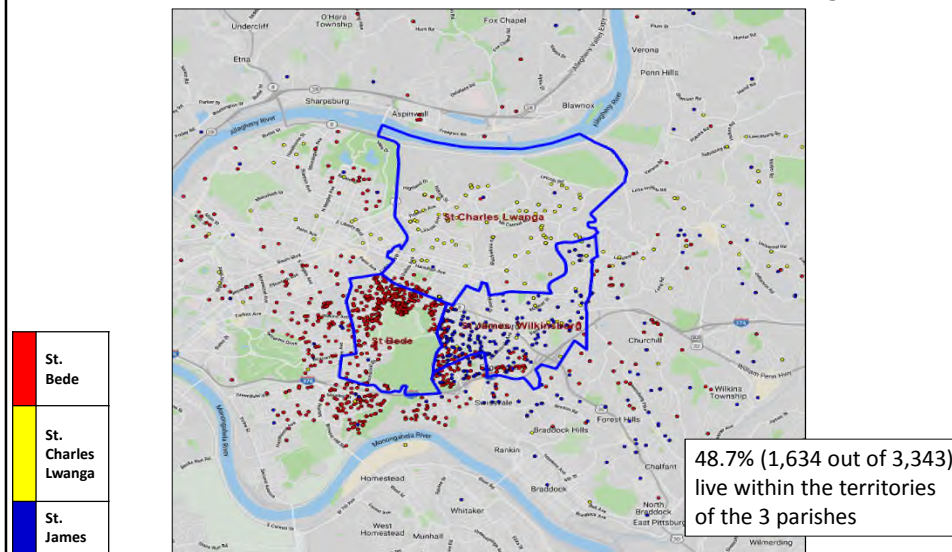
Source: Mapquest

Relationship of Mass Attendance Counts to Seating Capacity of the Churches

	2018 - 2019 Mass Attendance Counts	Number of Masses per Weekend	Seating Capacity	Relationship of Mass Attendance Count to Seating Capacity <small>Mass Attendance Count divided by (Seating Capacity x Number of Masses per weekend)</small>
St. Bede	505	3	575	29%
St. Charles Lwanga (Mother of Good Counsel)	60	1	200	30%
St. James	221	2	900	12%
Total	786	6	1,675	21%

Where do our parishioners live?

The **dots** show where they **live** The **color** of the dots show where they are **registered**



Finances

- Operating Income & Expenses
- Parish Share
- Assets (cash, savings, etc.)
- Liabilities (debt, payables)

At the time of merger, the new parish acquires the assets and liabilities of the former parishes

13

Financial Summaries by Parish: as of May 31, 2019

Financial Information for Fiscal Year 2018 - 2019 as of May 31, 2019			
	St. Bede	St. Charles Lwanga	St. James
Offertory	571,829	109,501	207,930
Other Income	64,005	36,303	25,038
OPERATING INCOME	635,834	145,804	232,968
OPERATING EXPENSE	(417,031)	(183,693)	(295,673)
School Subsidy	(212,663)	*	*
SURPLUS/(DEFICIT)	6,140	(37,889)	(62,705)

*St. Charles Lwanga school subsidy to Sister Thea Bowman is \$20,000.00

*St. James school subsidy to Sister Thea Bowman is \$30,000.00

14

Financial Summaries for the Grouping: as of May 31, 2019

Financial Information for Fiscal Year 2018 - 2019 as of May 31, 2019	
East End/Point Breeze/Wilkinsburg Grouping Summary	Total
Offeritory	889,260
Other Income	125,346
OPERATING INCOME	1,014,606
OPERATING EXPENSE	(896,397)
School Subsidy	(212,663)
SURPLUS/(DEFICIT)	(94,454)

15

Parish Share by Parish

Parish Share as of May 31, 2019			
	St. Bede	St. Charles Lwanga	St. James
2019 Goal	90,933	15,000	46,190
2019 Collected	46,009	3,616	20,820
2019 Remitted	-	(2,781)	(9,238)
2019 Payable	90,933	12,219	36,952

16

Parish Share for the Grouping

Parish Share as of May 31, 2019	
East End/Point Breeze/ Wilkinsburg Grouping Summary	Total
2019 Goal	152,123
2019 Collected	70,445
2019 Remitted	(12,019)
2019 Payable	140,104

17

Assets Summary by Parish

Assets as of May 31, 2019			
	St. Bede	St. Charles Lwanga	St. James
Deposit & Loan Fund Savings	15,106	25,484	2,541
Campaign for The Church Alive!	101,420	1,167	2,987
Deposit & Loan Restricted Funds	-	3,397	-
Total	116,526	30,048	5,528

- St. Bede also has a Parish Endowment Fund Savings of \$9,930
- St. Bede raised \$552,914 that was dedicated to the Streamlab

18

Assets Summary for the Grouping

Assets as of May 31, 2019	
East End/Point Breeze/Wilkinsburg Grouping Summary	Total
Deposit & Loan Fund Savings	43,131
Campaign for The Church Alive!	105,574
Deposit & Loan Restricted Funds	3,397
Total	152,102

19

Liabilities Summary by Parish

Liabilities as of May 31, 2019			
	St. Bede	St. Charles Lwanga	St. James
Insurance Payable	2,589	45,938	135,267
2018 Parish Share Payable	0	6,450	0
2019 Parish Share Payable	90,933	12,219	36,952
Deposit & Loan Fund Debt	0	0	1,511,552
Total Debt & Payables	93,522	64,607	1,683,771

20

Liabilities Summary for the Grouping

Liabilities as of May 31, 2019	
East End/Point Breeze/Wilkinsburg Grouping Summary	Total
Insurance Payable	183,794
2018 Parish Share Payable	6,450
2019 Parish Share Payable	140,104
Deposit & Loan Fund Debt	1,511,552
Total Debt & Payables	1,841,900

21

What is a Merger?

A merger means that the three parishes in our Grouping join together to create one new parish.

The new parish functions and ministers as one.

22

Difference Between Parish and Church

- ❑ A **parish** is a territory (geographic region), with people and a priest(s).
- ❑ **Churches** are sacred buildings designated for divine worship.
- ❑ **On January 6, 2020** our three parishes will merge into one new parish. The current parishes will cease and one new entity (parish) will be formed.

23

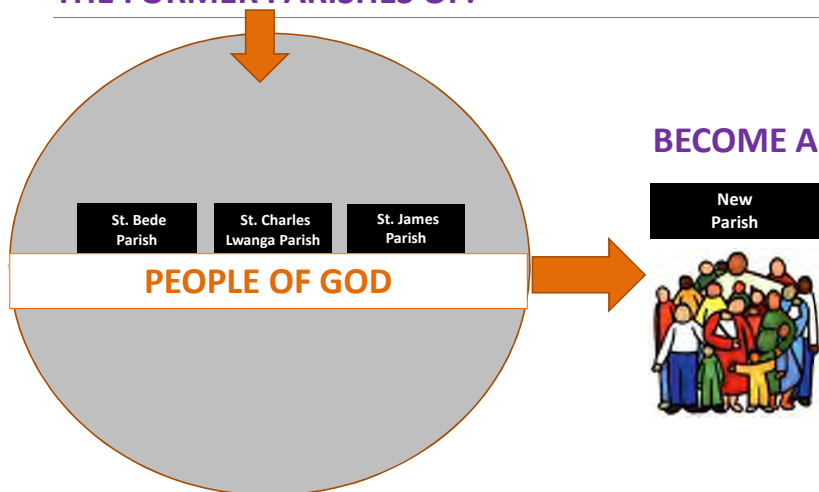
Difference Between Parish and Church

- ❑ At the time of merger the new parish will receive a new name and the church buildings will retain their current names.
- ❑ At this time no decisions have been made about the use of church buildings.
- ❑ In the future we will have to determine how best to use all of our existing buildings, including churches. This process will include input from staff, advisory councils and parishioners.

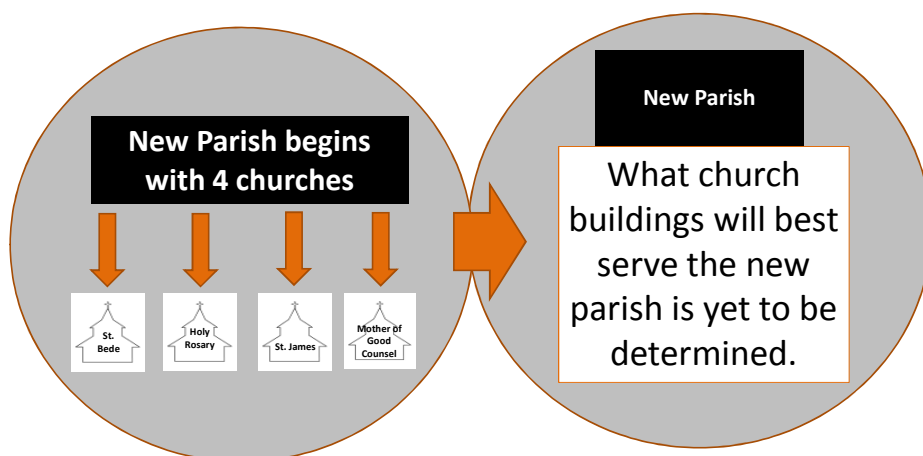
24

Here is what a merger looks like

THE FORMER PARISHES OF:



At some point, we will need to determine what churches will best serve the newly formed parish.



A Name for the New Parish

Process

- An initial list of 10 names was submitted for Bishop Zubik to “pre-approve.”
- Bishop Zubik returned 9 approved names on which parishioners will offer feedback.

27

A Name for the New Parish

Next Steps

- Parishioners will be invited to select their top recommendation.
- Results will be tallied and the top three names will be submitted with the petition to merge.

28

Recommended Names for the New Parish:

Blessed Trinity
Mary, Mother of All Saints
Saint Cyprian
Saint Joan of Arc
Saint Josephine Bakhita
Saint Martin de Porres
Saint Mary Magdalene
Saint Oscar Romero
Saint Vincent de Paul

29

Timeline for the Merger

I will present the petition to merge the parishes in the grouping to Bishop Zubik in mid-October.

The petition will include the recommendation of 3 names for the new parish.

Bishop Zubik will consult with the Presbyteral Council on October 21, 2019.

The parishes will merge in January 2020 on a date to be determined.

30

Q & A

