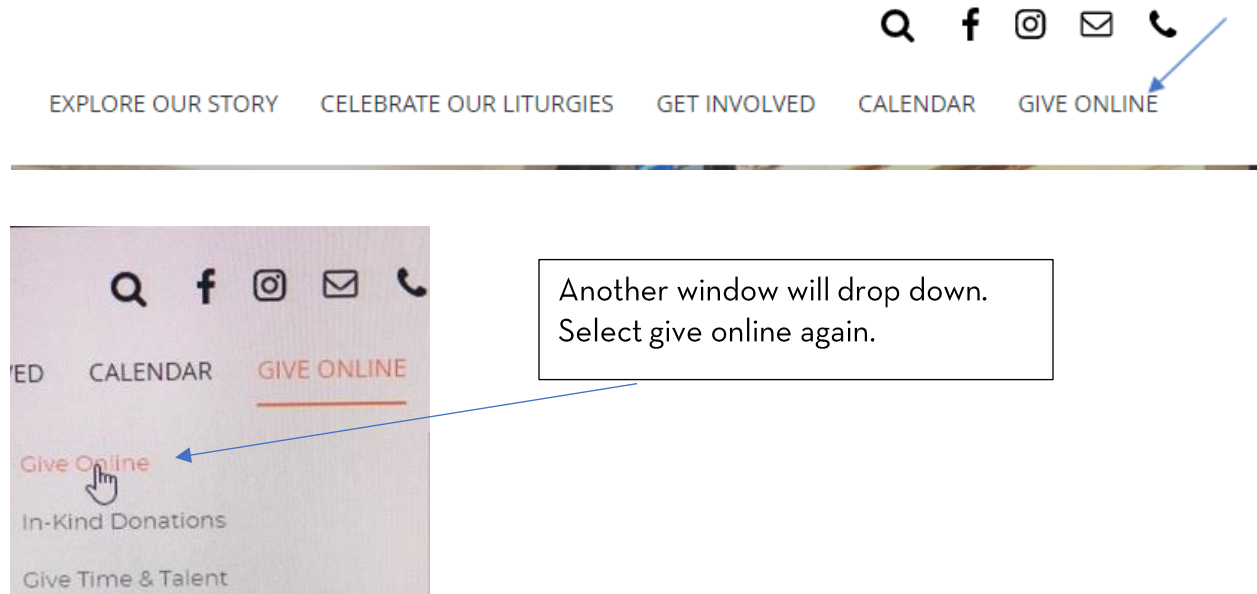


Setting up an online giving account

Here is how to set up regular online giving if you have already made a gift online.

The first step is to go to our website and click on the online giving button at the top right of the main webpage.



Another window will drop down.
Select give online again.

If you have never given online before, please fill in the form on the left of the screen by putting an amount in Stewardship of Treasure, then donation frequency and donation start date. Select continue.

Christ Our Hope in downtown Seattle depends on your generous gifts of time, talent, and treasure to support our parish and various outreach ministries.

If you've already created a profile, please "Log In" on the right, otherwise continue.

Stewardship / Church Support

Please consider creating a recurring donation for your Stewardship of Treasure Commitment.

-Stewardship of Treasure: Amount here

-Holy Day:

Other Church Support

-Outreach Ministries:

Fees and Other

-Memorial:

Donation made in memory of (include name in box next to amount)

-Wedding Fee:

Please include wedding date in box next to amount paid.

Total: \$0.00

Donation Frequency: (About recurring donations)

Donation Start Date: mm/dd/yy

* = Required

Click Continue

Choose frequency and start date

Donation Information

First Name: (required)

Last Name: (required)

Address 1: (required)

Address 2:

City: (required)





State / Zip: (required) /

Phone Number:

Email Address:

Account Type

Credit/Debit Card Checking Savings

Card Number:

Expiration Date: /

Name Of Cardholder:

Use Same Address As Above

Billing Address 1:

Billing Address 2:


Billing City:

Billing State / Zip: /

Would you like to save your profile before continuing?

Saving your profile will:

- Take only a moment—all you have to do is select a password
- Enable you to change or stop a recurring donation at any time
- Allow you to view and print your online donation history

I'm not a robot 

reCAPTCHA
Privacy - Terms

Note: Please review the information you entered carefully. Once you click the **Process** button your donation will be submitted.

Please fill out your information

Please fill out type of account and account information

Create a profile by selecting a password so that you may make changes to your account when needed.

Select here by clicking on the box and then click process

Changing an existing account

If you already have an account set up and know your password, you may enter your email and password on the right side of the page and click on the log in button. If you do not know your password, click “forgot your email address or password.”

[View Mobile Site](#) [Return to our Home Page](#)

Log In [help](#)

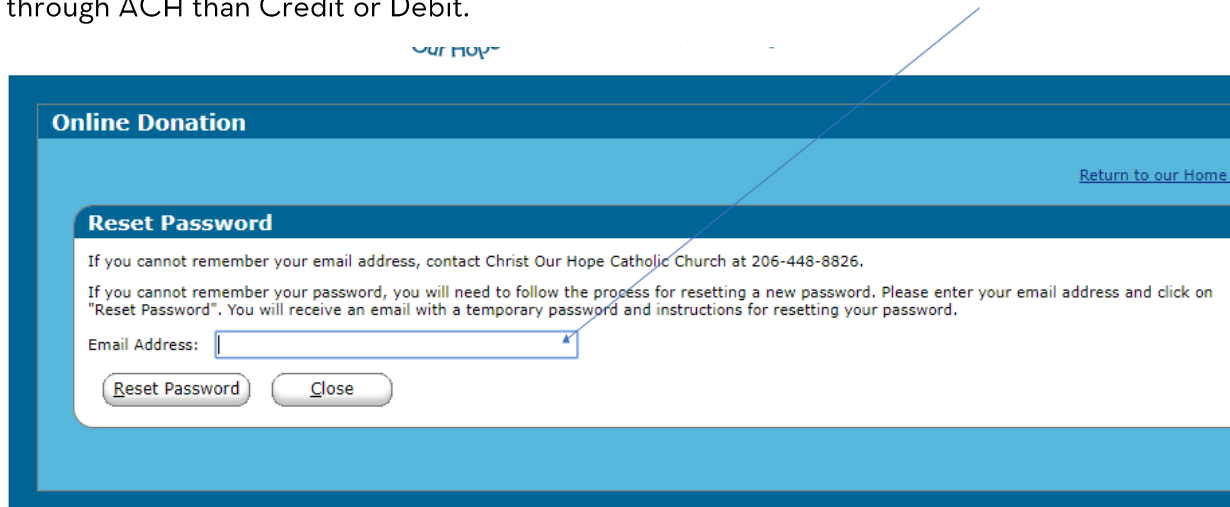
Email Address:

Password:

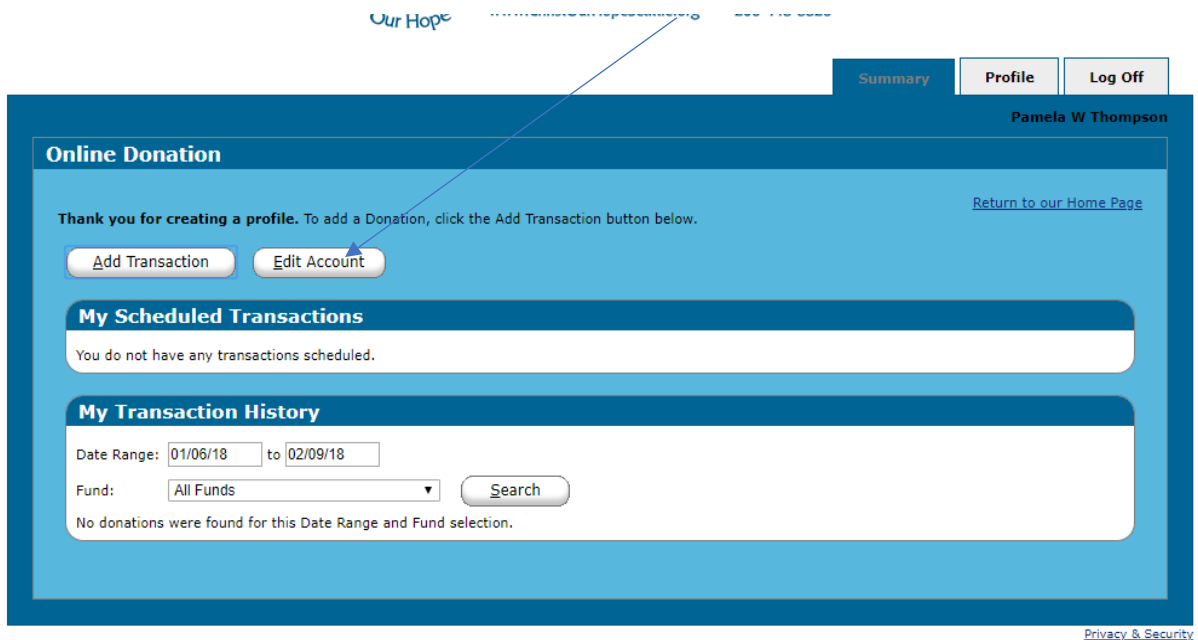
[Forgot your Email Address or Password?](#)

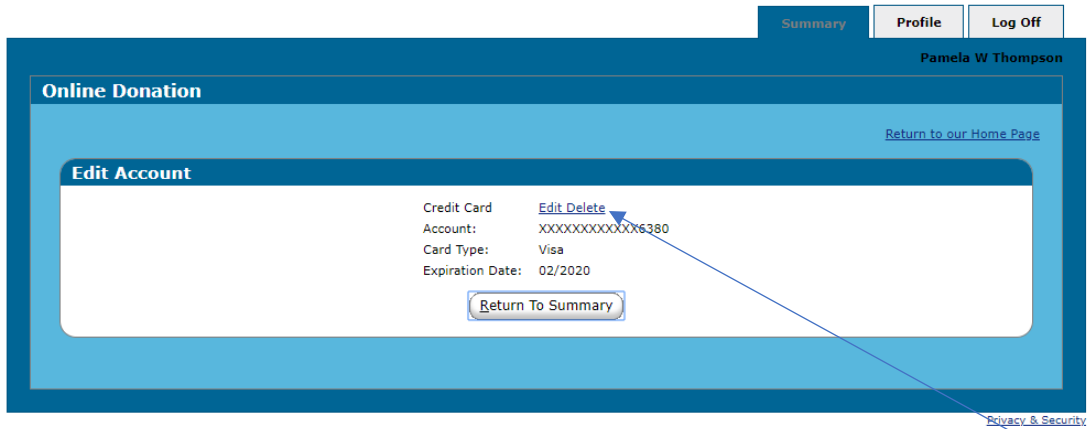
Next another window will pop up and you can enter your email address and click on the Reset Password button.

You will get an automatic email from the company with a temporary password. This will allow you to login and reset your password. You will then be able to change anything you desire - ACH (Automatic Clearing House that deducts from a bank account), a credit or debit card number, the amount, when it will be taken out. Fees to Christ Our Hope are much less through ACH than Credit or Debit.



Once you reset your password and log in, click on Edit Account. You can edit your credit card, change the date in which the amount is taken out, change the amount or stop the transactions at any time.





Your credit card or debit card information will come up. You may delete a card and add another card or edit the current card.

You are done!

Please contact Pam in the office for assistance if needed.