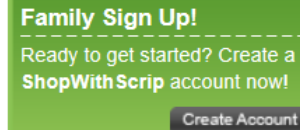


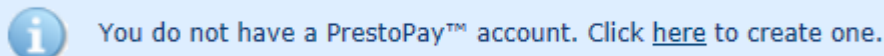
Want to shop online using Scrip?


Here's how to sign up!

- Go to shopwithscrip.com.
- Go to Family sign-up on left-hand side of screen.
- Fill out registration information.
- Put in enrollment code 5E2A7DF6321.
- After you have put in the enrollment code, at the top of the screen it will say “You do not have PrestoPay”. Click here to create one”.

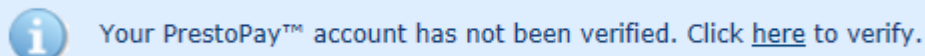



Family Sign Up!
Ready to get started? Create a ShopWithScrip account now!
Create Account



 You do not have a PrestoPay™ account. Click [here](#) to create one.

- Fill out checking/savings account information.
- Two small deposits will be placed into your account within 2-3 days. Watch your account for these amounts and record them.
- Log back onto shopwithscrip.com. At the top it will say “verify PrestoPay”. Click this and put in the two amounts. Set up a PIN.



 Your PrestoPay™ account has not been verified. Click [here](#) to verify.

- You will then be given an approval code. Send the code to Nicole Hassevoort (see her contact info below).
- Once your approval code is entered, you are set up to use Presto Pay!

Important!

NO ONLINE ORDERS WILL BE PROCESSED IF WE DO NOT HAVE PAYMENT BY EITHER CHECK OR PRESTOPAY BY MONDAY MORNING.

If you have any questions,
please call Nicole Hassevoort at nhassevoort@att.net or 616-262-9681.