


# EASTER EGG HUNT ACTIVITY




**MATERIALS NEEDED:**  
PLASTIC EGGS, SCISSORS, AND A COPY  
OF THE OUR FATHER PRAYER



**STEP ONE:**  
CUT THE PRAYER INTO SEVERAL STRIPS.




**STEP TWO:**  
PUT EACH STRIP INTO AN EGG.



**STEP THREE:**  
HIDE THE EGGS AROUND THE INSIDE OR  
OUTSIDE OF YOUR HOME. HAVE YOUR  
CHILDREN LOOK FOR THE EGGS.

# EASTER EGG HUNT ACTIVITY



## STEP FOUR:

HAVE YOUR CHILDREN ARRANGE THE STRIPS INTO THE CORRECT ORDER.

## NOTES:

YOU CAN USE OTHER THINGS BESIDES THE OUR FATHER PRAYER SUCH AS: THE TEN COMMANDMENTS, HAIL MARY, STATIONS OF THE CROSS, ETC.

IF YOU HAVE MULTIPLE CHILDREN, YOU CAN DIVIDE THE EGGS BY COLOR, ASSIGN EACH CHILD A COLOR EGG, AND HAVE THEM RACE TO SEE WHO CAN FIND ALL THEIR EGGS AND ARRANGE THE STRIPS FIRST!

IF YOU DON'T HAVE ACCESS TO A PRINTER, YOU CAN WRITE THE PRAYER BY HAND.