

# Christ in Us Portal Instructions

## 1. Log-In Info

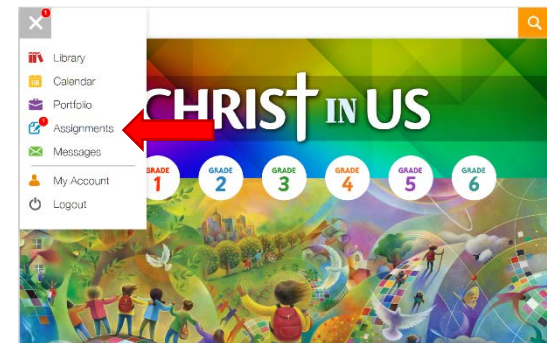
- Website (This link is unique to our parish): <https://www.christinus.com/@PAR150901151>
- Parent Log-In: Username = Last Name (example: Osby), Password = Aidan2020
- Student Log-In: Username= First Initial Last Name (example: dosby), Password = Aidan2020

## 2. Parent Portal

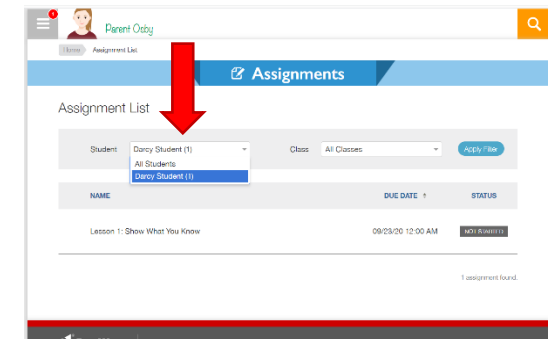
- Checking Assignments
  - I. Log in and click on the menu bar in the top left corner



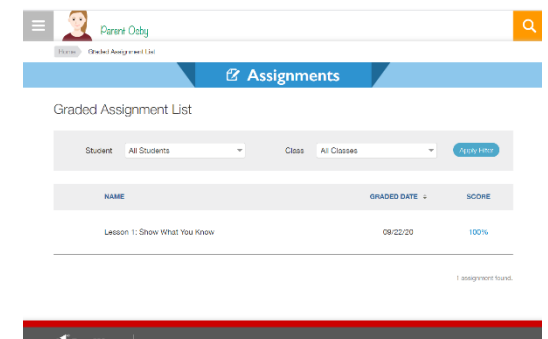
- II. Choose "Assignments" – A red notification will let you know if there is a new assignment.



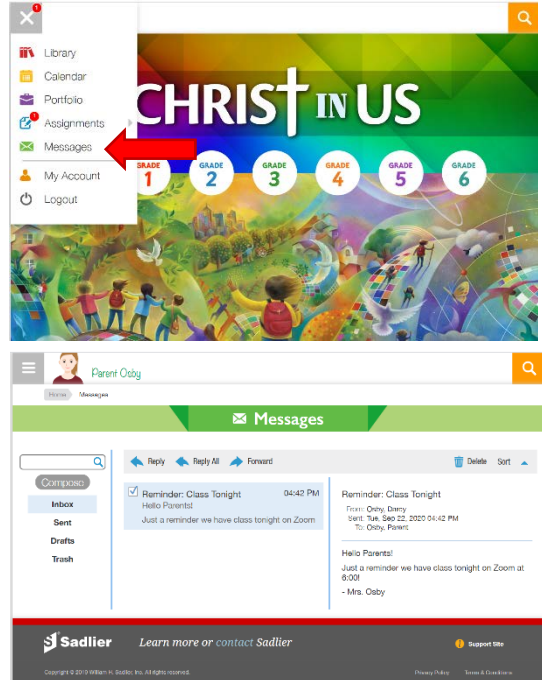
- III. The drop down menu will allow you to see all of your children. The assignment will be marked as "Not Completed" until it is finished. Remember you can pick one of 3 assignments per week, so your child will have 2 incomplete assignments showing.



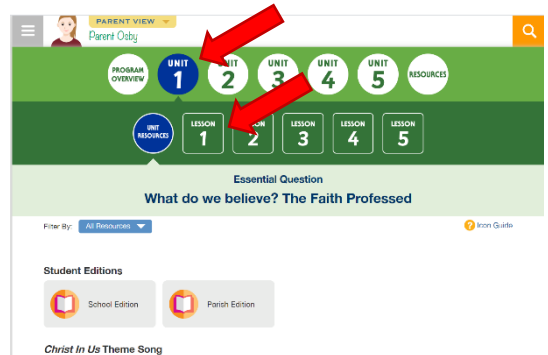
- IV. When an assignment is complete, you can click on the grade and view the assignment.



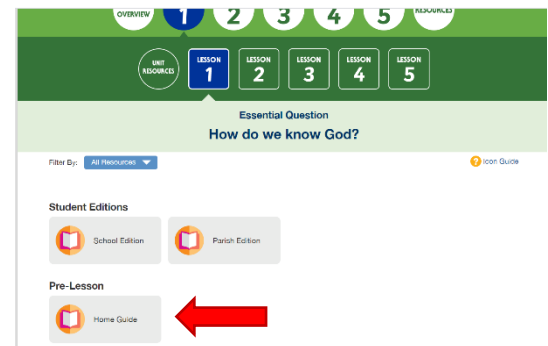
- Messages
  - I. You can contact the catechist through the Christ in Us portal, and they can contact you as well. Messages can be accessed via the drop down menu. You will see a red notification for any new messages.



- Parent Teaching Guide
  - I. If you are working on the textbook with your child, you have access to a guide that walks you through the lesson step by step. Click on your child's grade, then the unit number then the lesson number.



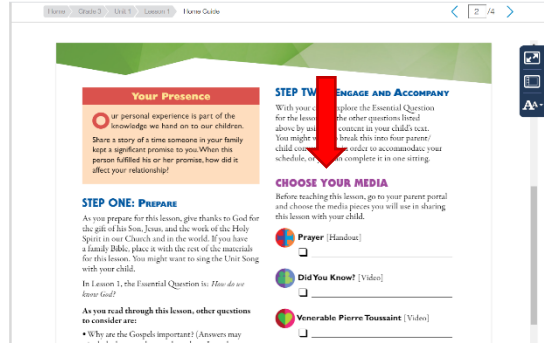
- II. Click on the "Home Guide" icon.



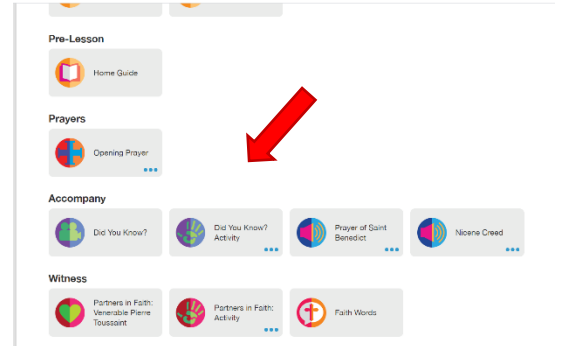
- III. The guide will give you some adult background on the content as well as some ideas to engage your children.



IV. The guide will also point out additional resources and videos that are available to you.



V. You can find links to these resources under the link to the Home Guide when you click on each lesson number.



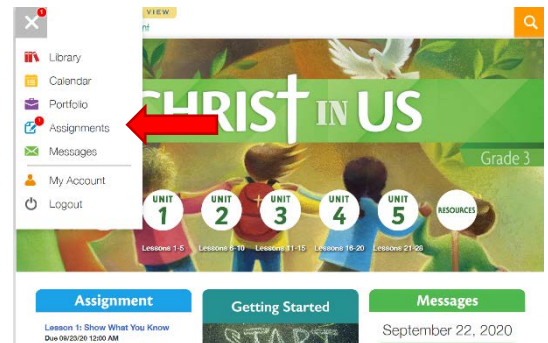
### 3. Student Portal

- Assignments

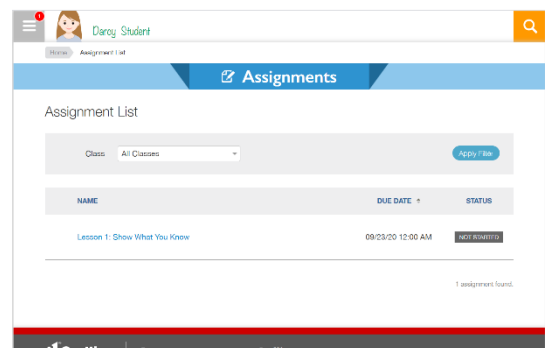
- I. Student Assignments can be found using the drop down menu in the top left corner. Or in the blue box on the home page.

- Remember, you can choose from 3 different assignments each week. You only need to complete one per lesson.

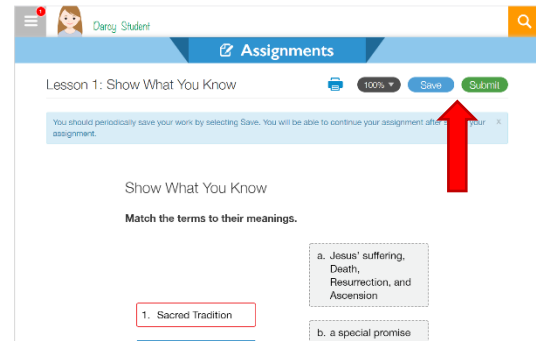
- II. The red icon will alert you when you have an assignment.



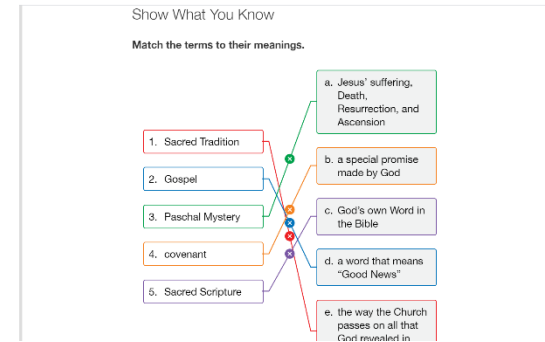
- III. The assignments page will list your assignments for each lesson and show if they are not started, scored, or awaiting a score. All activities with a definite answer are scored automatically. Open-ended questions will be scored by the catechists.



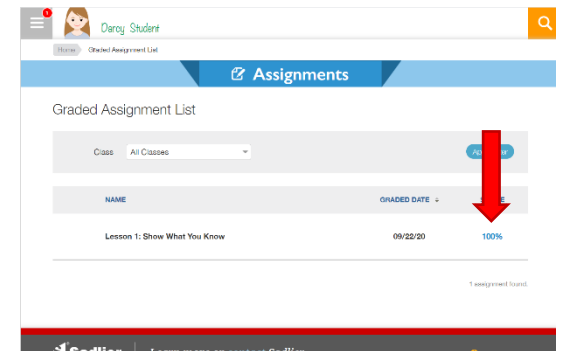
IV. When you open an assignment you have options to save your work to come back to it later, and to submit your work when it is finished.



V. This sample 3<sup>rd</sup> grade assignment is a matching game.



VI. When you submit it, it will show up in your assignment list with the score. Click on the score to see the assignment and any questions that were marked incorrect.



VII. Please do not stress about the scores! We are using these assignments to track completion of the content in the curriculum only. We are not tracking scores and your child will not be penalized for low scores.