



Rebuild My Church, 2019 Bishop's Appeal Diocese of Oakland as of 12/31/2019

Parish Name	# of Donors	# of Gifts	# of Outright	Outright Amt	# of Pledges	Pledge Amt	Funds Raised	Overall Goal	% of Goal	Average Gift	Actual Receipts
All Saints Parish	163	207	191	\$29,315.50	16	\$6,650.00	\$35,965.50	\$55,000.00	65.39%	\$220.65	\$34,961.50
Cathedral Parish of Christ the Light	70	81	76	\$41,153.71	5	\$1,500.00	\$42,653.71	\$28,800.00	148.10%	\$609.34	\$42,403.71
Catholic Community of Pleasanton	134	152	132	\$23,840.00	20	\$8,770.00	\$32,610.00	\$117,500.00	27.75%	\$243.36	\$31,430.00
Christ the King Parish	185	208	191	\$67,725.00	17	\$8,730.00	\$76,455.00	\$86,800.00	88.08%	\$413.27	\$74,834.00
Chinese Pastoral Center	41	47	47	\$13,644.00	0	\$0.00	\$13,644.00			\$332.78	\$13,644.00
Church of the Assumption Parish	47	53	43	\$5,595.00	10	\$3,670.00	\$9,265.00	\$28,300.00	32.74%	\$197.13	\$8,174.00
Church of the Good Shepherd Parish	241	799	790	\$26,127.28	9	\$4,550.00	\$30,677.28	\$35,600.00	86.17%	\$127.29	\$30,317.28
Corpus Christi Parish, Fremont	40	46	38	\$6,360.30	8	\$2,925.00	\$9,285.30	\$17,800.00	52.16%	\$232.13	\$9,145.30
Divine Mercy Parish	42	59	54	\$19,892.50	5	\$1,742.00	\$21,634.50	\$24,450.45	88.48%	\$515.11	\$21,175.30
Corpus Christi Parish, Piedmont	37	38	38	\$16,840.00	0	\$0.00	\$16,840.00	\$39,300.00	42.85%	\$455.14	\$16,840.00
Holy Spirit Parish	546	1489	1395	\$110,454.96	94	\$62,040.00	\$172,494.96	\$99,400.00	173.54%	\$315.92	\$163,488.96
Holy Spirit-Newman Hall Parish	71	77	74	\$16,655.00	3	\$600.00	\$17,255.00	\$39,500.00	43.68%	\$243.03	\$16,995.00
Immaculate Heart of Mary Parish	172	218	189	\$38,746.45	29	\$13,340.00	\$52,086.45	\$70,800.00	73.57%	\$302.83	\$49,153.45
Korean Pastoral Center	2	2	2	\$14,000.00	0	\$0.00	\$14,000.00			\$7,000.00	\$14,000.00
Most Holy Rosary Parish	130	148	126	\$42,824.79	22	\$8,900.00	\$51,724.79	\$72,100.00	71.74%	\$397.88	\$49,934.79
Our Lady of Good Counsel Parish	99	112	106	\$13,985.31	6	\$2,296.00	\$16,281.31	\$9,800.00	166.14%	\$164.46	\$15,682.11
Our Lady of Grace Parish	140	160	144	\$22,814.00	16	\$8,961.00	\$31,775.00	\$29,000.00	109.57%	\$226.96	\$30,045.00
Our Lady of Guadalupe Parish	74	90	79	\$13,438.50	11	\$3,205.00	\$16,643.50	\$35,900.00	46.36%	\$224.91	\$15,891.50
Our Lady of Lourdes Parish	36	41	35	\$5,271.06	6	\$3,400.00	\$8,671.06	\$16,200.00	53.53%	\$240.86	\$7,676.06
Our Lady of Mercy Parish	9	9	6	\$900.00	3	\$1,250.00	\$2,150.00	\$6,400.00	33.59%	\$238.89	\$1,960.00
Our Lady of the Rosary Parish	53	64	53	\$9,700.35	11	\$4,200.00	\$13,900.35	\$34,500.00	40.29%	\$262.27	\$13,410.35
Our Lady Queen of the World Parish	52	53	52	\$8,729.00	1	\$3,000.00	\$11,729.00	\$19,600.00	59.84%	\$225.56	\$10,229.00
Queen of All Saints Parish	156	165	132	\$45,557.00	33	\$10,630.00	\$56,187.00	\$36,600.00	153.52%	\$360.17	\$53,346.00



Rebuild My Church, 2019 Bishop's Appeal Diocese of Oakland as of 12/31/2019

Parish Name	# of Donors	# of Gifts	# of Outright	Outright Amt	# of Pledges	Pledge Amt	Funds Raised	Overall Goal	% of Goal	Average Gift	Actual Receipts
Sacred Heart Parish	40	42	33	\$6,765.00	9	\$4,350.00	\$11,115.00	\$9,100.00	122.14%	\$277.88	\$10,365.00
Santa Maria Parish	78	85	75	\$30,454.00	10	\$4,300.00	\$34,754.00	\$34,700.00	100.16%	\$445.56	\$34,369.00
St. Agnes Parish	69	71	60	\$21,607.00	11	\$4,960.00	\$26,567.00	\$43,200.00	61.50%	\$385.03	\$26,033.00
St. Ambrose Parish	20	30	28	\$13,422.37	2	\$1,300.00	\$14,722.37	\$10,500.00	140.21%	\$736.12	\$14,722.37
St. Anne Parish, Byron	72	75	60	\$16,982.00	15	\$7,000.00	\$23,982.00	\$26,800.00	89.49%	\$333.08	\$22,622.00
St. Anne Parish, Union City	276	321	279	\$34,390.00	42	\$16,087.00	\$50,477.00	\$43,600.00	115.77%	\$182.89	\$47,443.60
St. Anne Parish, Walnut Creek	55	79	73	\$30,568.80	6	\$2,750.00	\$33,318.80	\$28,600.00	116.50%	\$605.80	\$33,093.80
St. Anthony-Mary Help of Christians	14	15	12	\$16,727.00	3	\$1,550.00	\$18,277.00	\$16,600.00	110.10%	\$1,305.50	\$18,217.00
St. Anthony Parish, Oakley	81	93	80	\$13,967.28	13	\$6,075.00	\$20,042.28	\$21,100.00	94.99%	\$247.44	\$18,087.28
St. Augustine Parish	14	16	15	\$4,572.00	1	\$200.00	\$4,772.00	\$12,800.00	37.28%	\$340.86	\$4,722.00
St. Barnabas Parish	31	37	35	\$14,220.00	2	\$1,300.00	\$15,520.00	\$15,000.00	103.47%	\$500.65	\$15,520.00
St. Bede Parish	33	41	33	\$36,807.24	8	\$3,178.00	\$39,985.24	\$37,800.00	105.78%	\$1,211.67	\$39,494.44
St. Benedict Parish	18	27	25	\$6,559.00	2	\$700.00	\$7,259.00	\$12,200.00	59.50%	\$403.28	\$7,209.00
St. Bernard Parish	11	17	15	\$10,164.88	2	\$400.00	\$10,564.88	\$9,500.00	111.21%	\$960.44	\$10,504.88
St. Bonaventure Parish	198	240	188	\$65,033.95	52	\$19,265.00	\$84,298.95	\$86,300.00	97.68%	\$425.75	\$80,103.95
St. Callistus Parish	154	466	460	\$16,381.00	6	\$2,442.50	\$18,823.50	\$19,800.00	95.07%	\$122.23	\$18,439.15
St. Catherine of Siena Parish	94	108	92	\$16,878.00	16	\$6,110.00	\$22,988.00	\$23,000.00	99.95%	\$244.55	\$21,451.00
St. Charles Borromeo Parish	130	137	118	\$36,939.36	19	\$6,550.00	\$43,489.36	\$55,300.00	78.64%	\$334.53	\$42,439.36
St. Clement Parish	235	258	207	\$30,900.26	51	\$18,252.00	\$49,152.26	\$32,400.00	151.70%	\$209.16	\$46,099.86
St. Columba Parish	21	28	25	\$12,755.42	3	\$1,700.00	\$14,455.42	\$23,600.00	61.25%	\$688.35	\$14,405.42
St. Cornelius Parish	14	18	15	\$7,445.00	3	\$1,450.00	\$8,895.00	\$27,500.00	32.35%	\$635.36	\$8,845.00
St. David of Wales Parish	21	22	20	\$9,624.00	2	\$1,200.00	\$10,824.00	\$13,500.00	80.18%	\$515.43	\$10,484.00
St. Edward Parish	114	185	163	\$25,548.00	22	\$8,170.00	\$33,718.00	\$52,500.00	64.22%	\$295.77	\$32,587.00
St. Elizabeth Parish	23	38	33	\$9,402.00	5	\$1,420.00	\$10,822.00	\$32,200.00	33.61%	\$470.52	\$10,532.00
St. Felicitas Parish	141	151	132	\$34,224.50	19	\$5,550.00	\$39,774.50	\$34,300.00	115.96%	\$282.09	\$38,961.50
St. Francis of Assisi Parish	71	75	64	\$19,492.00	11	\$7,300.00	\$26,792.00	\$47,700.00	56.17%	\$377.35	\$24,392.00




Rebuild My Church, 2019 Bishop's Appeal

Diocese of Oakland

as of 12/31/2019

Parish Name	# of Donors	# of Gifts	# of Outright	Outright Amt	# of Pledges	Pledge Amt	Funds Raised	Overall Goal	% of Goal	Average Gift	Actual Receipts
St. Ignatius of Antioch Parish	317	335	318	\$30,119.88	17	\$5,330.00	\$35,449.88	\$34,900.00	101.58%	\$111.83	\$34,123.88
St. Isidore Parish	210	219	195	\$226,365.00	24	\$18,580.00	\$244,945.00	\$116,700.00	209.89%	\$1,166.40	\$242,640.00
St. James the Apostle Parish	163	172	158	\$33,250.00	14	\$5,720.00	\$38,970.00	\$23,400.00	166.54%	\$239.08	\$37,426.00
St. Jarlath Parish	26	27	21	\$4,491.73	6	\$2,570.00	\$7,061.73	\$16,200.00	43.59%	\$271.61	\$6,459.73
St. Jerome Parish	57	60	54	\$13,669.00	6	\$2,200.00	\$15,869.00	\$14,200.00	111.75%	\$278.40	\$15,729.00
St. Joachim Parish	53	70	59	\$19,665.00	11	\$5,500.00	\$25,165.00	\$35,900.00	70.10%	\$474.81	\$24,771.00
St. Joan of Arc Parish	339	347	283	\$75,244.30	64	\$37,399.99	\$112,644.29	\$98,000.00	114.94%	\$332.28	\$107,230.29
St. John the Baptist Parish, El Cerrito	90	115	102	\$24,873.04	13	\$3,950.00	\$28,823.04	\$23,400.00	123.18%	\$320.26	\$28,258.04
St. John the Baptist Parish, San Lorenzo	108	124	105	\$20,020.00	19	\$8,590.00	\$28,610.00	\$36,000.00	79.47%	\$264.91	\$26,410.00
St. John Vianney Parish	140	165	150	\$42,265.00	15	\$10,900.00	\$53,165.00	\$73,000.00	72.83%	\$379.75	\$52,465.00
St. Joseph Basilica Parish, Alameda	72	77	71	\$17,701.35	6	\$8,450.00	\$26,151.35	\$51,000.00	51.28%	\$363.21	\$24,726.35
St. Joseph's Center for the Deaf	1	1	0	\$0.00	1	\$242.00	\$242.00			\$242.00	\$169.40
St. Joseph the Worker Parish, Berkeley	20	23	21	\$11,991.46	2	\$700.00	\$12,691.46	\$11,600.00	109.41%	\$634.57	\$12,691.46
St. Joseph Parish, Fremont	145	171	152	\$44,410.07	19	\$9,745.00	\$54,155.07	\$72,000.00	75.22%	\$373.48	\$51,146.07
St. Joseph Parish, Pinole	235	276	241	\$51,871.00	35	\$14,465.00	\$66,336.00	\$55,000.00	120.61%	\$282.28	\$63,383.00
St. Leander Parish	61	77	68	\$16,331.32	9	\$3,380.00	\$19,711.32	\$40,600.00	48.55%	\$323.14	\$19,041.32
St. Leo Parish	61	92	81	\$10,955.00	11	\$4,925.00	\$15,880.00	\$17,900.00	88.72%	\$260.33	\$14,672.50
St. Louis Bertrand Parish	12	15	15	\$7,361.00	0	\$0.00	\$7,361.00	\$15,900.00	46.30%	\$613.42	\$7,361.00
St. Margaret Mary Parish	25	35	32	\$19,401.01	3	\$4,200.00	\$23,601.01	\$21,900.00	107.77%	\$944.04	\$23,221.01
St. Mark Parish	3	4	4	\$3,903.50	0	\$0.00	\$3,903.50	\$17,200.00	22.69%	\$1,301.17	\$3,903.50
St. Mary Magdalen Parish	70	72	63	\$22,393.20	9	\$6,500.00	\$28,893.20	\$27,700.00	104.31%	\$412.76	\$28,618.20
St. Mary Parish	109	123	110	\$29,170.00	13	\$7,250.00	\$36,420.00	\$60,900.00	59.80%	\$334.13	\$35,035.00
St. Michael Parish	106	119	92	\$25,965.87	27	\$10,190.00	\$36,155.87	\$77,500.00	46.65%	\$341.09	\$34,745.87
St. Monica Parish	190	198	176	\$88,555.00	22	\$13,350.00	\$101,905.00	\$35,700.00	285.45%	\$536.34	\$100,525.00
St. Patrick Mission Parish	7	9	9	\$1,101.00	0	\$0.00	\$1,101.00	\$900.00	122.33%	\$157.29	\$1,101.00
St. Patrick Parish, Oakland	5	5	5	\$528.00	0	\$0.00	\$528.00	\$9,900.00	5.33%	\$105.60	\$528.00



Rebuild My Church, 2019 Bishop's Appeal Diocese of Oakland as of 12/31/2019

Parish Name	# of Donors	# of Gifts	# of Outright	Outright Amt	# of Pledges	Pledge Amt	Funds Raised	Overall Goal	% of Goal	Average Gift	Actual Receipts
St. Patrick Parish, Rodeo	221	257	204	\$28,385.13	53	\$21,293.50	\$49,678.63	\$42,400.00	117.17%	\$224.79	\$45,049.63
St. Paul Parish	25	27	25	\$2,840.00	2	\$200.00	\$3,040.00	\$26,500.00	11.47%	\$121.60	\$3,000.00
St. Perpetua Parish	92	106	95	\$28,545.50	11	\$6,800.00	\$35,345.50	\$46,400.00	76.18%	\$384.19	\$34,675.50
St. Peter Martyr Parish	14	15	11	\$3,707.72	4	\$1,320.00	\$5,027.72	\$23,600.00	21.30%	\$359.12	\$4,627.72
St. Philip Neri-St. Albert Parish	115	132	119	\$32,428.68	13	\$6,575.00	\$39,003.68	\$32,500.00	120.01%	\$339.16	\$37,168.68
St. Raymond Penafort Parish	290	317	252	\$47,689.50	65	\$34,650.00	\$82,339.50	\$75,700.00	108.77%	\$283.93	\$75,989.50
St. Rose of Lima Parish	18	22	18	\$5,727.00	4	\$1,640.00	\$7,367.00	\$6,000.00	122.78%	\$409.28	\$7,147.00
St. Stephen Parish	37	37	31	\$6,569.00	6	\$2,010.00	\$8,579.00	\$15,500.00	55.35%	\$231.86	\$8,393.00
St. Theresa Parish	82	86	80	\$22,248.41	6	\$7,650.00	\$29,898.41	\$35,800.00	83.52%	\$364.61	\$27,618.41
Transfiguration Parish	44	50	44	\$18,561.00	6	\$3,900.00	\$22,461.00	\$33,600.00	66.85%	\$510.48	\$22,021.00
Unknown Parish	55	80	76	\$9,522.00	4	\$2,040.00	\$11,562.00			\$210.22	\$10,814.00
Overall Totals:	8,186	11,053	9,873	\$2,183,225.44	1,180	\$566,133.99	\$2,749,359.43	\$3,000,000.00	91.65%	\$335.86	\$2,648,766.98