

How to Bid With Greater Giving Online Bidding

Welcome Red Carpet Affair supporter! You are at Table #8. Start bidding:
<https://ggo.bid/b>

Register your number at Checkin

You will receive a text message, click the link. A browser will open on your mobile phone.

Browse Packages using the menu

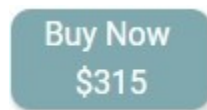
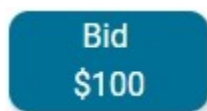
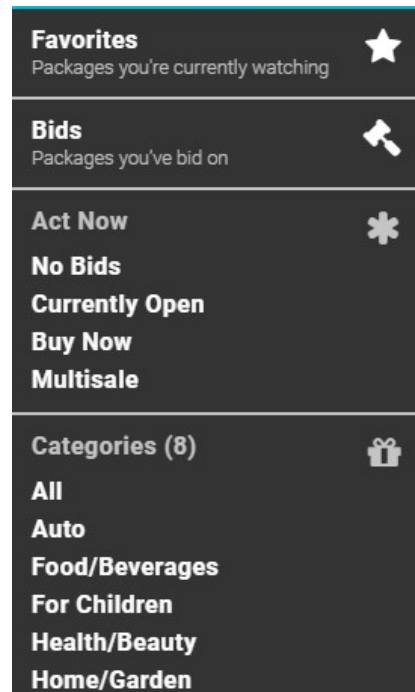
Use the ☰ to open the menu for Bids, Favorites, and Categories.

Use the magnifying glass 🔍 or scroll down to search for Packages.

Favorites - Use the star ☆ to save Packages for later viewing.

Bids - See Packages that you have bid on already.

Act Now - Sort Packages quickly by No Bids, Currently Open, and more.



Tap a Package to place a type of bid

Bid - Place a single bid at the next increment.

Bid More - Use the wheel to set your bid. Or place a Max Bid. The system will bid in your favor until you are outbid or the auction closes.

Buy Now - Purchase the Package!