

## Learning Packets






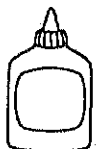
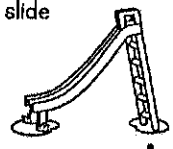



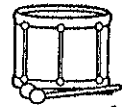




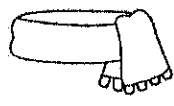


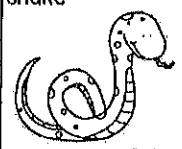








Dear Parents,

These learning mats are to help your child learn. The tasks can be completed independently or with your help. Do one task from the math row and one from the ELA (English Language Arts) row each day. Plus work on the 3 in a row board for the week. They can choose one task per row to earn their goal of completing 3 per row during the week or do all 3 for a blackout. There is also a built in reading tracker as we would like them to read each day too. Thank you for your help.

Mrs. Thaxton

Mrs. Bowen



Beginning Blends and Digraphs		chick  ch	sheep  sh
block  bl	clock  cl	flag  fl	glue  gl
slide  sl	planet  pl	brick  br	crown  cr
drum  dr	frog  fr	grapes  gr	pretzel  pr
train  tr	scarf  sc	skunk  sk	smell  sm
snake  sn	spider  sp	star  st	strawberry  str
swing  sw	twig  tw	queen  qu	throne  th
whale  wh			



# Learning Mat: Week 1



**Move-Your-Fingers Monday**

Today you will be moving those fingers as you recreate the broken hundreds chart and fill in the missing \*s.

79		81	
89	90		
		101	102

**Teach-Me-That Tuesday**

Today you will teach your parents how to show numbers using their place value of tens and ones. Illustrate the needed tens and ones rods and blocks for the following numbers: 71, 87, 65, 44, and 21. Next, order the numbers from least to greatest and then greatest to least.

**Whip-Up-A-Web Wednesday**

Today you will be making a -ways to make 15- web. Write the number 15 in the middle of a paper. Then, draw lines coming from the 15 and write different ways to make 15. For example, 10+5, 20-5, etc.

**Think-It-Out Thursday**

Today you will work to create a fact family house for the following numbers: 4, 6, 10. Write the two addition and two subtraction statements. Next, think to solve this problem:  $10 + 6 + 6 = 10 + 4$

**Fast-N-Fluent Friday** **Math**

Today you will work Fast and fluently. Listen as your parent reads these math statements. Think and solve for the answer quickly: 10-5, 16-4, 12-2, 20+10, 1+7, 6+6, 9+3, 19-4, 20-5, and 1+9.

**Move-Your-Fingers Monday**

Today you will practice your handwriting skills. Write your capital and lowercase letters A-Z.

**Tap-N-Write Tuesday**

Today you will stretch and write a list of words. Read the following words, and have your child stretch and write the sounds they hear: blend, plate, chick, rich, flash, wrench, knob, boy, coin, and point.

**Whip-Up-A-Web Wednesday**


Today you will be creating a web for the phonics sound "ch." Write the letters "ch" in the middle of your page and draw lines coming from the letters. On each line, write a word that starts with the /ch/ sound. You can add illustrations as well.

**Think-It-Out Thursday**


Today you will write an informational story about watermelons. Remember that an informational story is a story that gives facts. Begin by writing three facts about watermelons.

**Fast-N-Fluent Friday** **ELA**

Today you will use the included sound chart. Tap and read each sound you see fluently.



Directions: Color in a seed for every 20 minutes you read.



## Three-In-A-Row Board

Count by 10's starting at 28.

Read these words: snail, skate, swing, scrub.

Write the expanded form for these numbers: 112, 75, 120.

Make a list of real world 3-D shapes in your house.

Write all the ways to make 10.

Read a story with your best expression voice.

Read a story. Then describe the main character's actions.

Make a list of words that rhyme with rash.

Write 5 words with the long a sound.



# Learning Mat: Week 2



**Move-Your-Fingers Monday**

Today you will be moving those fingers as you recreate the broken hundreds chart and fill in the missing #'s.

	98		
107		109	110
			120

**Teach-Me-That Tuesday**

Today you will teach your parents how to divide shapes into equal parts. Show them how to divide a triangle and rectangle into halves. Then show them how to divide a circle and square into quarters.

**Whip-Up-A-Web Wednesday**

Today you will be making a -ways to make 61 web. Write the number 61 in the middle of a paper. Then, draw lines coming from the 61 and write different ways to make 61. For example, 60 and 1, 50 and 11, etc.

**Think-It-Out Thursday**

Today you will work to create a fact family house for the following numbers: 22, 9, 13. Write the two addition and two subtraction statements. Next, think to solve this problem:  $9 + \_\_\_\_ = 13 + 9$

**Fast-N-Fluent Friday**  
**Math**

Today you will work fast and fluently. Listen as your parent reads these math statements. Think and solve for the answer quickly:  $100+10$ ,  $92-20$ ,  $54+10$ ,  $43-7$ ,  $72-2$ ,  $120-20$ .

**Move-Your-Fingers Monday**

Today you will practice your CVC word writing skills. Write 20 CVC words with neat handwriting.

**Tap-N-Write Tuesday**

Today you will stretch and write a list of words. Read the following words, and have your child stretch and write the sounds they hear: frog, bread, fly, cloud, clock, blog, spill, slide, and scream.

**Whip-Up-A-Web Wednesday**

Today you will be creating a web for the phonics sound "sh." Write the letters "sh" in the middle of your page and draw lines coming from the letters. On each line, write a word that starts with the /sh/ sound. You can add illustrations as well.

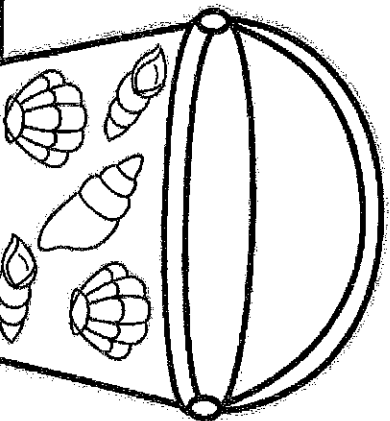

**Think-It-Out Thursday**

Today you will write a narrative story about a time you went to the beach. If you haven't been to the beach, you can write about how you have seen it on the television or in a book. You will describe who was there, when you were there and what you did.

**Fast-N-Fluent Friday**  
**ELA**

Today you will use the included sound chart. Tap and read each sound you see fluently.

Directions: Color in a shell for every 20 minutes you read.



## Three-In-A-Row Board

Read a book. Then talk about the problem and solution in the story.

Read a book and tell the main idea.

Read these words and tell if they have short or long vowels: chat, kite, much, shop, chose.

Tell how many tens and ones are in these numbers: 45, 96, 110, 25.

Read these words: feed, teeth, speed, need, week.

Write 3 ways to make 25 cents.

Show these digital times on an analog clock: 5:30, 10:30, 12:00.

Grab three objects in your home and put them in order from longest to shortest.

Write 15 CVCe words.





Dear First Grade Families,

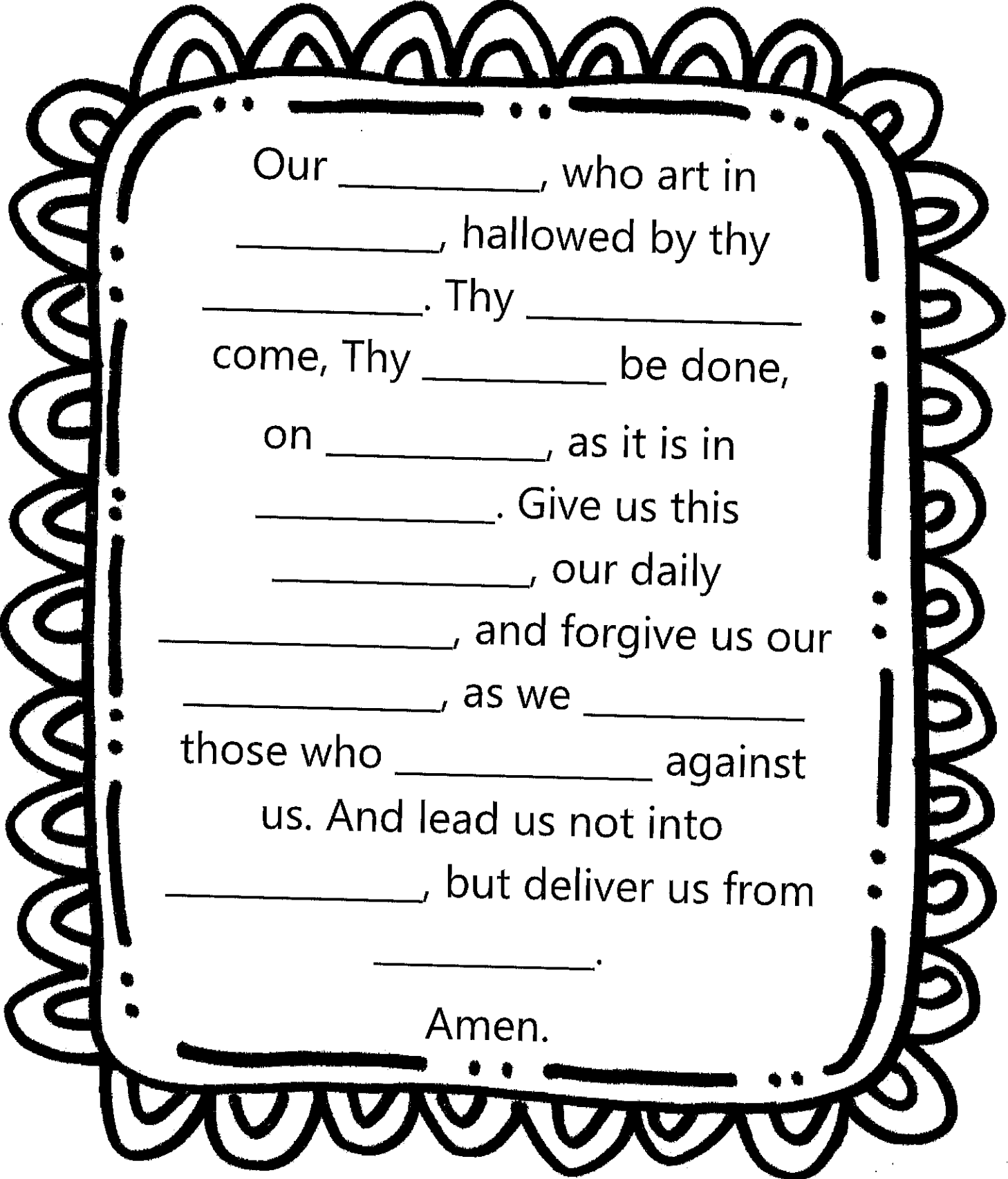
In this Religion packet there are three worksheets to be completed. For the Our Father worksheet, please just fill in the words to the prayer and color the worksheet. For the worksheet on the Triduum, please write something about what we learned about three days in class and color the pictures. For the St. Joseph worksheet, just color the page.

Know of my prayers for each of you! Keep walking with Jesus during this Lent!

In Christ,

Sister Gabrielle





Our \_\_\_\_\_, who art in  
\_\_\_\_\_, hallowed by thy  
\_\_\_\_\_. Thy \_\_\_\_\_  
come, Thy \_\_\_\_\_ be done,  
on \_\_\_\_\_, as it is in  
\_\_\_\_\_. Give us this  
\_\_\_\_\_, our daily  
\_\_\_\_\_, and forgive us our  
\_\_\_\_\_, as we \_\_\_\_\_  
those who \_\_\_\_\_ against  
us. And lead us not into  
\_\_\_\_\_, but deliver us from  
\_\_\_\_\_.

Amen.




Name: \_\_\_\_\_

Date: \_\_\_\_\_

Write a short description of what happens on the three days of the Triduum.

**Holy Thursday**



---

---

---

---

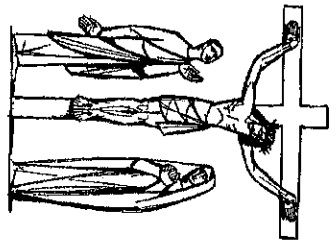
---

---

---

---

**Good Friday**



---

---

---

---

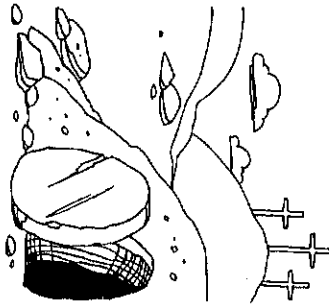
---

---

---

---

**Easter Sunday**



---

---

---

---

---


---

---

---



St. Joseph, Pray for us!



St. Joseph, help me remember to always do my best when I work and play.

