

# Other Ideas for Learning at Home

## Our Morning Routine

- Write their name (try last name too!)
- Ask them their birthday
- Songs we sing to get ready for the day. You can find them on YouTube!
  - "Let's Get Fit! Count to 100" by Jack Hartmann
  - "Who Let the Letters Out?" by Dr. Jean
  - "There's a Dog in School" by Stuart Stotts and Tom Pease

We have been singing this song for Lent

## The Lent Song

Tune of "Frere Jacques"

Prayer, Fasting, and Alms Giving,

We are meant, to repent

40 days of sacrifice,

Being super, extra nice,

This is Lent, This is Lent.

## Make a Leprechaun Trap!

We recently read "How to Catch a Leprechaun." After the story, all the children were talking about how they were going to build their own. They had some clever ideas!

## Play a board game!

Benefits of board games:

- Counting
- Language development
- Hand-eye coordination
- Taking turns
- Learning and following rules

## Read lots of books!

- Before reading, make predictions and ask questions.
- Talk about the characters and the setting of the book. How does the character feel?
- Have your child "read" the book. They can make up a story just by looking at the pictures.
- Ask about the author and illustrator.
- Read a rhyming book and encourage your child to fill in the rhymes as you read.

## Make an Alphabet Book

Staple some pages together and write a letter on each page. Let your child draw pictures, cut them out from magazine, or use stickers. Have fun and be creative! Use the alphabet chart in the learning packet for ideas.

## Cornstarch and Water

Mix 1 cup of cornstarch and  $\frac{1}{2}$  cup of water in a bowl and enjoy! It will be messy but so much fun! Place small plastic toys inside and see what happens.


Hide letters, numbers, or words around the house for your child to write. They love this in the classroom!

# Summer Learning Mats

Dear Parents and Guardians,

These quick and engaging summer learning mats are designed to keep your child learning over the summer. The tasks can be completed by your child independently or with your guidance. Your child will have a daily math task and a daily ELA task. Throughout the week your child will also work to complete their "Three-In-A-Row" board.

Your child can strive for getting three tasks completed in a row or go for a complete "blackout." There is a built-in incentive piece on the mat as well. However, once the weekly mat is complete, you can do a quick celebration like allowing them to choose what's for dinner or taking a trip to the park. Thank you so much for your help in making your child's education a priority this summer.




# Summer Learning Mats

Dear Parents and Guardians,

These quick and engaging summer learning mats are designed to keep your child learning over the summer. The tasks can be completed by your child independently or with your guidance. Your child will have a daily math task and a daily ELA task. Throughout the week your child will also work to complete their "Three-In-A-Row" board.

Your child can strive for getting three tasks completed in a row or go for a complete "blackout." There is a built-in incentive piece on the mat as well. However, once the weekly mat is complete, you can do a quick celebration like allowing them to choose what's for dinner or taking a trip to the park. Thank you so much for your help in making your child's education a priority this summer.




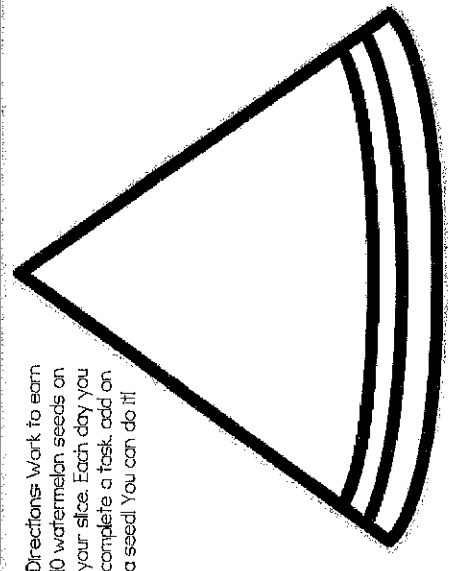
# Learning Mat: Week 1



<p><b>Move-Your-Fingers Monday</b></p> <p>Today you will be moving those fingers as you write numbers 1-10. Please remember to use your neat and legible handwriting.</p> <p><b>Bonus:</b> Earn a bonus seed on your watermelon slice by also drawing a set of dots for each number.</p>	<p><b>Tap-N-Count Tuesday</b></p> <p>Today you will be working on your one-to-one counting. That means you will need to tap each item as you count it out.</p> <p>Guardian: Put a set of 5 spoons on the counter. Have your child count them one-by-one.</p>	<p><b>Whip-Up-A-Web Wednesday</b></p> <p>Today you will be making a "w"ays to show "w" web. Write the number 1 in the middle of a piece of paper. Then, draw lines coming from the 1 and write different ways to show one: picture, dot cube, fingers, ten frame, counting sequence, etc.</p>	<p><b>Think-It-Out Thursday</b></p> <p>Today you will work on sorting objects.</p> <p>Guardian: Place some food items and dishes on the counter. Ask your child to sort the items (e.g., food vs. dishes). Then, ask your child to retrieve two more items that match the category.</p>	<p><b>Fast-N-Fluent Friday</b></p> <p>Today you will work fast and fluently. Use the included number sense drill sheet. Use your finger to track across the page while stating each number or amount you see. Remember that this is a fluency activity so you will want to work quickly.</p>
--	--	---	---	--

<p><b>Move-Your-Fingers Monday</b></p> <p>Today you will practice your handwriting skills. Write your capital letters A-Z.</p> <p>Guardian: Write the letters A-Z on a scrap piece of paper for a guide. Your child will write their letters next to yours.</p>	<p><b>Tap-N-Clap Tuesday</b></p> <p>Today you will listen for the number of syllables in the words below. Clap your hands or tap the table to help "hear" the number of syllables: dog, water, kite, turtle, dragon, summer, fish, beach, butterfly, and lamp.</p>	<p><b>Whip-Up-A-Web Wednesday</b></p> <p>Today you will be creating a web for the letter "w". Write the letter "w" in the middle of your page and draw lines coming from the letter. On each line, draw a picture for an additional word that starts with the /w/ sound.</p>	<p><b>Think-It-Out Thursday</b></p> <p>Today you will work on rhyming. Listen to these three words. Decide which two words rhyme: cat, mom, hat. Which two words rhyme? Can you come up with another word that rhymes with hat and cat?</p>	<p><b>Fast-N-Fluent Friday</b></p> <p>Today you will work fast and fluently. Use the included alphabet drill sheet. Use your finger to track across the page while stating each letter or beginning sound you see. Remember that this is a fluency activity so you will want to work quickly.</p>
---	--	--	---	---

<p><b>Three-In-A-Row Board</b></p>		
<p>Count aloud 1-10.</p>	<p>Practice writing your name.</p>	<p>Hunt for squares in your house.</p>
<p>What letter sound starts these words? (bed, bug, boy, big)</p>	<p>Listen as your parent reads a book to you.</p>	<p>Draw a circle, square and triangle.</p>
<p>Write your numbers in shaving cream.</p>	<p>Make an AB pattern.</p>	<p>Do these rhyme: dog and bug?</p>



Directions: Work to earn 10 watermelon seeds on your slice. Each day you complete a task, add on a seed! You can do it!


# Learning Mat: Week 2



<p><b>Move-Your-Fingers Monday</b></p> <p>Today you will be moving those fingers as you write numbers 1-10. Please remember to use your neat and legible handwriting.</p> <p><b>Bonus:</b> Earn a bonus seashell in your bucket by also drawing a set of dots for each number.</p>	<p><b>Tap-N-Count Tuesday</b></p> <p>Today you will be working on your one-to-one counting. That means you will need to tap each item as you count it out.</p> <p>Guardian: Put out a set of 7 cans on the counter. Have your child count them one-by-one.</p>	<p><b>Whip-Up-A-Web Wednesday</b></p> <p>Today you will be making a "ways to show 2" web. Write the number 2 in the middle of a piece of paper. Then, draw lines coming from the 2 and write different ways to show two: picture, dot cube, fingers, ten frame, counting sequence, etc.</p>	<p><b>Think-It-Out Thursday</b></p> <p>Today you will work on sorting objects.</p> <p>Guardian: Place two sets of toys on the carpet (e.g. blocks vs. cars, dolls vs. puzzles). Ask your child to sort the toys. Then, ask your child to retrieve two more items that match the category.</p>	<p><b>Fast-N-Fluent Math Friday</b></p> <p>Today you will work fast and fluently. Use the included number sense drill sheet. Use your finger to track across the page while stating each number or amount you see. Remember that this is a fluency activity so you will want to work quickly.</p>
--	--	---	---	---



















<p><b>Move-Your-Fingers Monday</b></p> <p>Today you will practice your handwriting skills. Practice writing your name. Write your first name five times.</p> <p>Remember to use your neat handwriting.</p>	<p><b>Tap-N-Clap Tuesday</b></p> <p>Today you will listen for the number of syllables in the words below. Clap your hands or tap the table to help "hear" the number of syllables: shell, bucket, swimsuit, lotion, shark, sand, umbrella, starfish, wave, and blanket.</p>	<p><b>Whip-Up-A-Web Wednesday</b></p> <p>Today you will be creating a web for the letter "B". Write the letter "B" in the middle of your page and draw lines coming from the letter. On each line, draw a picture for an additional word that starts with the /b/ sound.</p>	<p><b>Think-It-Out Thursday</b></p> <p>Today you will work on rhyming. Listen to these three words. Decide which two words rhyme: frog, dog, rag. Which two words rhyme? Can you come up with another word that rhymes with frog and dog?</p>	<p><b>Fast-N-Fluent ELA Friday</b></p> <p>Today you will work fast and fluently. Use the included alphabet drill sheet. Use your finger to track across the page while stating each letter or beginning sound you see. Remember that this is a fluency activity so you will want to work quickly.</p>
--	---	--	---	---

Directions: Work to earn 10 seashells in your bucket. Each day you complete a task, add on a shell! You can do it!





























<p><b>Three-In-A-Row Board</b></p>	
<p>Hunt for circles in your house.</p>	<p>Listen as your parent reads a book to you.</p>
<p>Draw your shapes in shaving cream.</p>	<p>Make an ABC pattern.</p>
<p>What letter sound starts these words? (foe, tub, tap, tug)</p>	<p>Do these rhyme: cat and mat?</p>
<p>Count aloud 1-10.</p>	<p>Draw a person (add 5 details to the drawing).</p>
<p>Practice writing your ABC's.</p>	<p>Practice writing your ABC's.</p>

# Number Sense Drill Sheet

	<b>1</b>		
	<b>3</b>		
	<b>5</b>		
	<b>7</b>		
	<b>9</b>		
	<b>10</b>		

# Alphabet Drill Sheet

<b>Aa</b> 	<b>Bb</b> 	<b>Cc</b> 	<b>Dd</b> 
<b>Ee</b> 	<b>Ff</b> 	<b>Gg</b> 	<b>Hh</b> 
<b>Ii</b> 	<b>Jj</b> 	<b>Kk</b> 	<b>Ll</b> 
<b>Mm</b> 	<b>Nn</b> 	<b>Oo</b> 	<b>Pp</b> 
<b>Qq</b> 	<b>Rr</b> 	<b>Ss</b> 	<b>Tt</b> 
<b>Uu</b> 	<b>Vv</b> 	<b>Ww</b> 	<b>Xx</b> 
<b>Yy</b> 	<b>Zz</b> 	<b>ABC</b>	