































Name: _____

1.			
2.			
3.			
4.			
5.			
6.			
7.			
8.			
9.			
10.			

Directions: Write or have children copy the title of a book in the first column. Discuss the emotions the faces show (loves it, thinks it's OK, dislikes it) and tell children to shade the picture on the right that shows how they feel about the book. You can ask them to give reasons for their feelings about the book.