



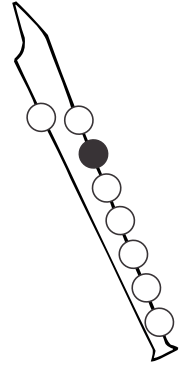
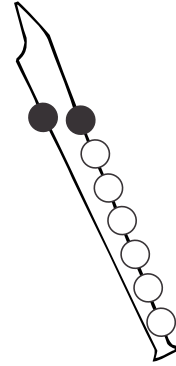
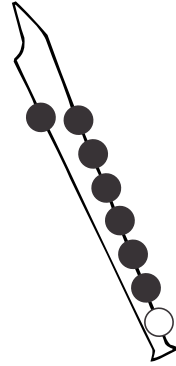
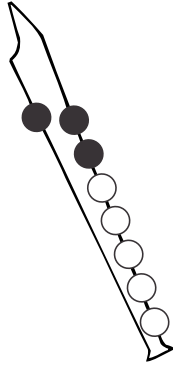
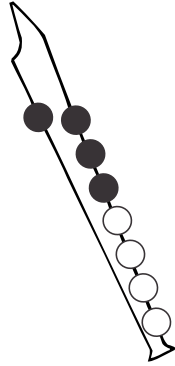
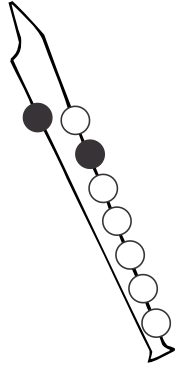
Recorder Fingering

5 - G, A, B, C and D

Name

Label these fingering patterns G, A, B, C, low D and high D.

Draw a line connecting the fingering pattern to the correct note on the staff:



.....

.....

.....

.....

.....

.....



.....

.....

.....

.....

.....

.....

Fill in the correct notes on the staves below and colour in the fingering patterns on the recorders to match:



Low D



B



High C



A



G



High D

