

CMGConnect

ARCHDIOCESE OF DUBUQUE



Safe Environment Training RETRAINING

Getting Started:

1. Go to <https://dubuque.cmgconnect.org/>.
2. Click the green “Sign In” button in the upper right corner to log in with your existing account. If you have questions, please contact your site coordinator.

PLEASE DO NOT CREATE A NEW ACCOUNT.

Your username will contain your first name and last name as shown below.

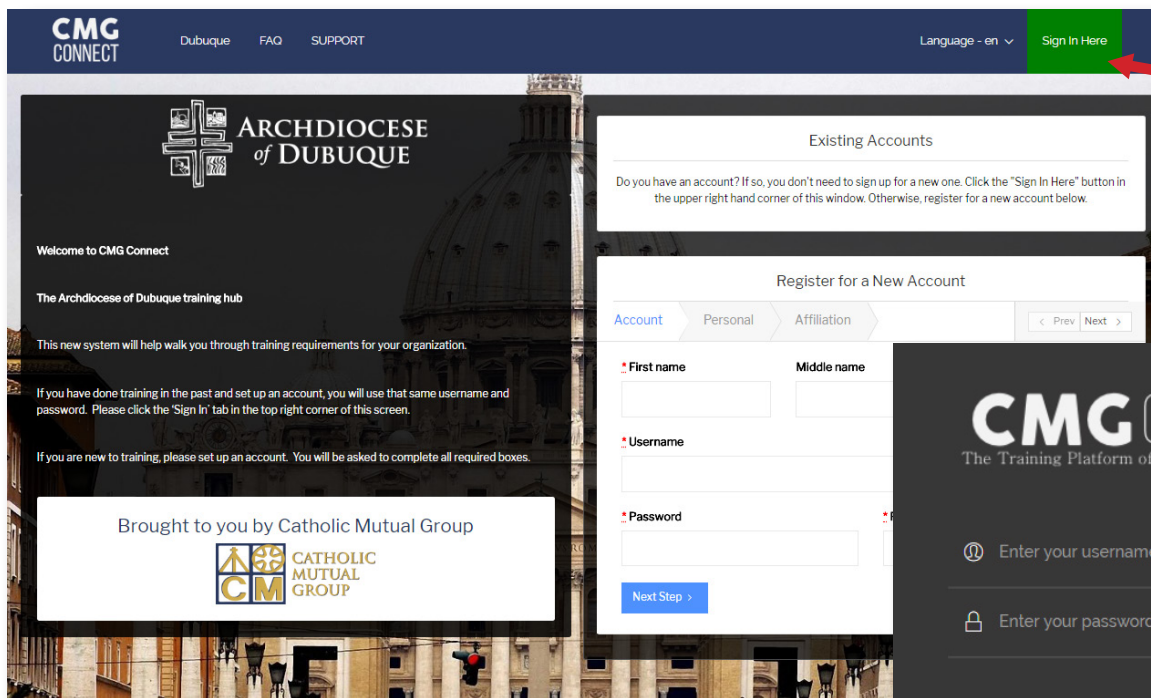
Username: Firstname.Lastname.aod

Password: 1234

3. Your dashboard will show you the required and optional training curriculums that have been customized for your particular role within the Diocese.
4. Click ‘Start Curriculum’ under the Safe Environment Training to begin.
5. Once you have finished the training, you can access your completion certificate by returning to the training dashboard and clicking ‘Download Certificate’.


For more information, please use your FAQ or Support tab at the top of the screen.





Click here to Sign in.

Please do not create a new account.



• You already have an account. Log in using the format shown below.

Username: Firstname.Lastname.aod

Password: 1234

If your login does not work, please contact cmgconnect@catholicmutual.org

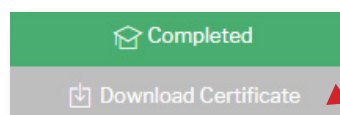
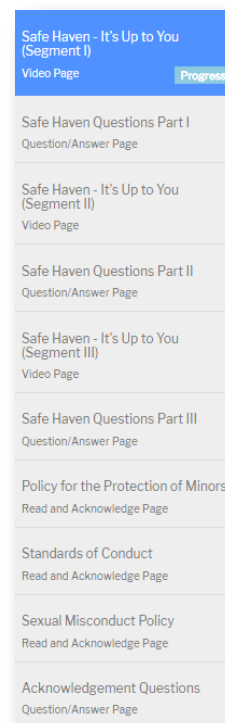
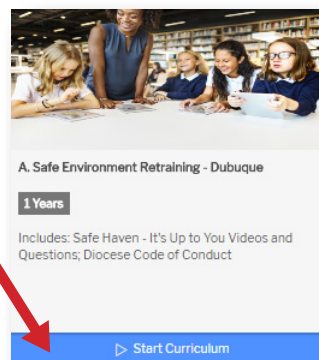
• On your main dashboard, you will click 'Start Curriculum' to open up the Retraining curriculum.

• Complete the training sections—as you work through, they will show as **Done** in each box.

Watch videos all the way through. The training will automatically load the next page when each video is done.

• When finished, your curriculum will show as 'Completed' on your training dashboard.

• You can access your completion certificate by clicking the gray 'Download Certificate' button under the "Completed" curriculum.



<https://Dubuque.CMGconnect.org/>