

“Go To Joseph”

Craft for St. Joseph’s Feast Day



St. Joseph is celebrated by the Church on March 19 (and also on May 1). Our 4 recent popes and many of our greatest saints share a deep devotion to St. Joseph. With this craft project, you will construct St. Joseph’s workshop, including a figure of St. Joseph. The stone patio outside his door includes many of the titles given to St. Joseph in the Litany of St. Joseph. Once your workshop is completed, color and cut out the tools to place inside the open door—but first write your petitions on them and leave them for St. Joseph! He will surely pray with you and bring your prayers to Mary and her Son.

Instructions for Craft:

1. Print out the two pages—on cardstock if you can.
2. Color the workshop and cut it out. Cut out the door using an X-Acto knife or pointed scissors (remember to cut only 3 sides, leave the left side attached) and open it.
3. Fold the side tabs and the bottom tab so they rest behind the workshop—and then attach the tabs on the bottom strip to the sides to help stabilize the workshop.
4. Color and cut out the patio and then glue the tab to the bottom strip of the workshop.
5. Color and cut out St. Joseph. Make the strip into a ring so that he can stand up. Place Joseph on the patio.
6. Color and cut out the tools/supplies for the workshop. Write a petition (a person or situation) for St. Joseph on each one, and then lay them inside his workshop.
7. Place your craft on your table or prayer-space on St. Joseph’s feast day—and pray the Litany to St. Joseph (every Sunday or even every day!). Learn more about St. Joseph by reading Pope Francis’ Apostolic Letter about him titled “Patris Corde” (you can find it many places, including the Vatican’s website).



Litany to St. Joseph

Lord, have mercy
 Christ, have mercy.
 Lord, have mercy.
 Christ, hear us.
 Christ graciously hear
 us.

God, the Father of
 Heaven,
 God the Son,
 Redeemer of the
 world,
 God the Holy Spirit,
 Holy Trinity, One God,

Holy Mary,
 St. Joseph,
 Renowned offspring of
 David,
 Light of Patriarchs,
 Spouse of the Mother
 of God,
 Chaste guardian of the
 Virgin
 Foster-father of the
 Son of God,
 Diligent protector of
 Christ,
 Head of the Holy
 Family,

Lord, have mercy
Christ, have mercy.
Lord, have mercy.
Christ, hear us.
Christ graciously hear
us.

Have mercy on us.
Have mercy on us.
Have mercy on us.
Have mercy on us.

Pray for us.
Pray for us.
Pray for us.

Pray for us.
Pray for us.

Pray for us.

Pray for us.

Pray for us.

Joseph most just,
 Joseph most chaste,
 Joseph most prudent
 Joseph most strong,
 Joseph most obedient,
 Joseph, most faithful,
 Mirror of patience,
 Lover of poverty,
 Model of artisans,
 Glory of home life,
 Guardian of virgins,
 Pillar of families,
 Solace of the wretched,
 Hope of the sick,
 Patron of the dying,
 Terror of demons,
 Protector of Holy
 Church,

Lamb of God, who
 takes away the sins
 of the world,
 Lamb of God, who
 takes away the sins
 of the world,
 Lamb of God, who
 takes away the sins
 of the world,

He made him Lord
 over his household

Pray for us.
Pray for us.
Pray for us.
Pray for us.
Pray for us.
Pray for us.
Pray for us.
Pray for us.
Pray for us.
Pray for us.
Pray for us.
Pray for us.
Pray for us.
Pray for us.
Pray for us.
Pray for us.

Spare us, O Lord.

*Graciously hear us, O
 Lord*

Have mercy on us.

*And prince over all his
 possessions*

Let us pray: O God, in your ineffable providence You were pleased to choose Blessed Joseph to be the spouse of Your most holy Mother; grant, we beg You, that we may be worthy to have him for our intercessor in heaven whom on earth we venerate as our Protector. You who live and reign forever and ever. *Amen.*

"GO TO JOSEPH"



cut out workshop



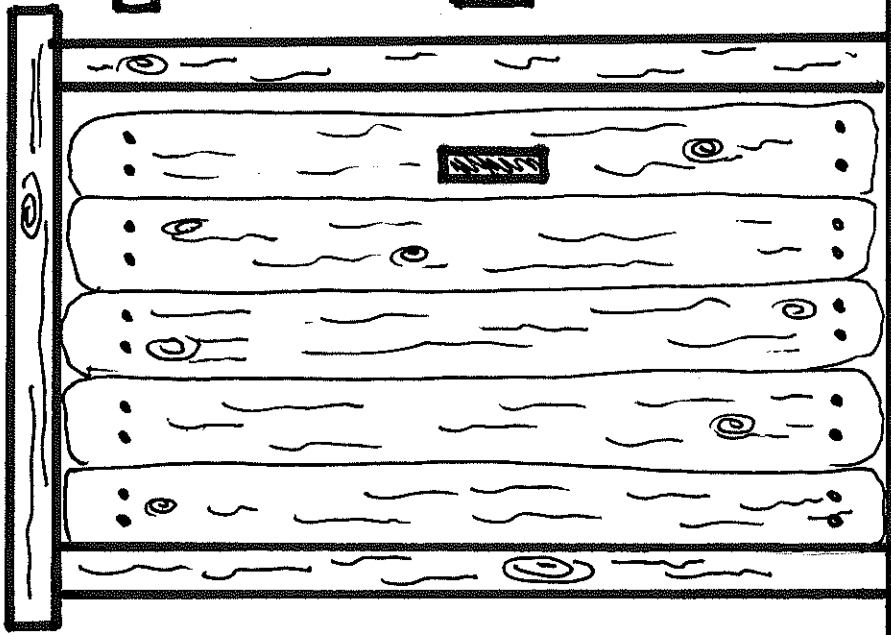
Fold here



glue tab



Fold here (behind workshop)




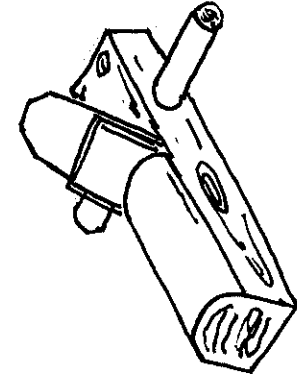

Fold here




glue tab

58
instruct
of
workshop
cut out
(workshop)

Workshop tools & supplies *



* Color & cut out and write your petitions on them — then place in St. Joseph's workshop on the floor



Glue to underside of base of workshop

Glue to forming