

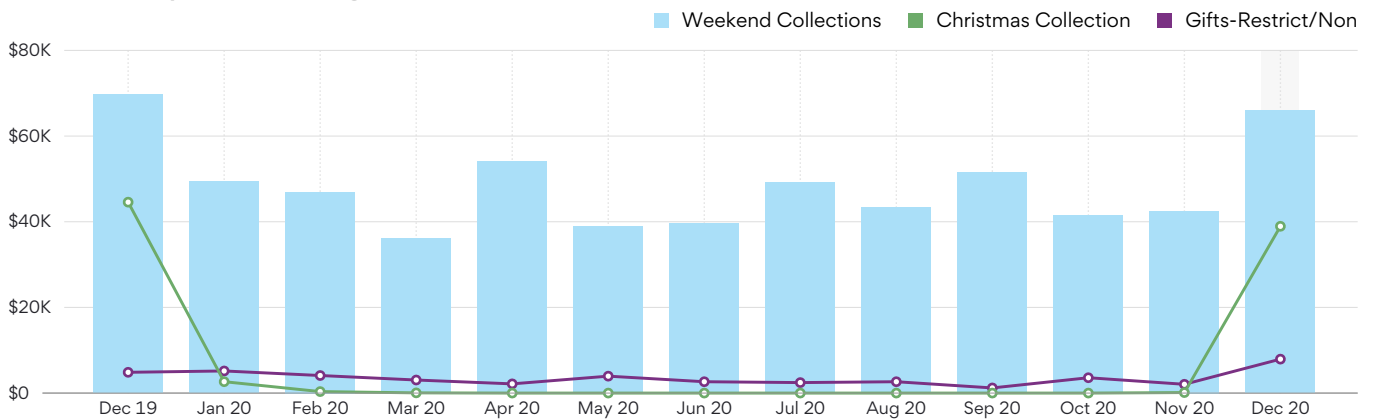
Quarterly Report for July 1, 2020 to December 31, 2020

This quarterly report presents the fiscal year-to-date expenses vs. the same period last year. Please note expenses can vary due to seasonal fluctuations. In addition, there can be timing delays in reporting parish income and expenses. If you have any questions on this report, please feel free to reach out to njfinn@blessedsacramentnj.org

Revenue and Expense Overview

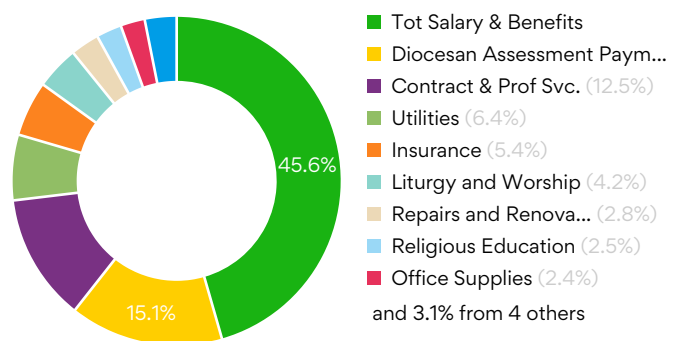
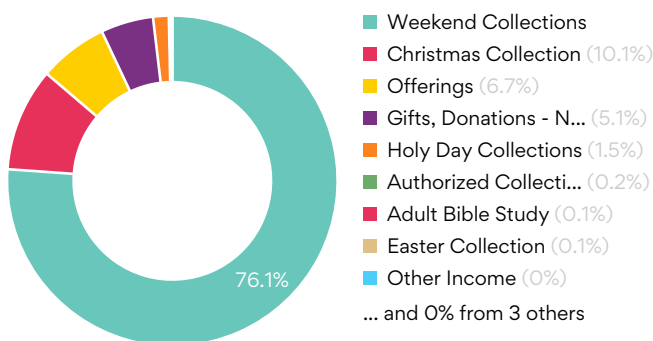
There is good news to report for the July 1, 2020 to December 31, 2020 financial results. The net operating income (revenue over expense) for the period was \$33,556. This is an improvement over last year's \$2,868 for the same period. This improvement is a result of healthy collections during the month of December offset by a reduction in personnel, utility, and liturgy & worship expenses. The 18.6% increase in contract services over the same period last year is due to parish COVID-19 cleaning and snow removal expenses. The parish Christmas collection was 89% of last years collection and the weekly average collections continue to improve. We are most grateful for your generosity and sacrificial giving.

Collections by Month (rolling 13 months)



YTD Revenue Mix - \$465,741

YTD Expense Mix - \$432,185



Parish Metrics

	RESULT		TREND	
	2020/2021 (YTD)	2019/2020 (YTD)	vs 2019/2020 (YTD)	
A COLLECTIONS				
Total Revenue	\$465,741	\$543,121	▼	-14.2%
Weekend Collections	\$293,940	\$336,721	▼	-12.7%
Average Weekly Collections	\$10,887	\$12,471	▼	-12.7%
Christmas Collection	\$39,058	\$44,572	▼	-12.4%
Holy Day Collections	\$5,942	\$7,333	▼	-19%
Gifts, Donations - Non Develop	\$19,860	\$17,797	▲	11.6%
Authorized Collections	\$628	\$25,684	▼	-97.6%
Offerings	\$26,017	\$25,311	▲	2.8%
B TITHE				
Diocesan Assessment Payments *	\$60,000	\$60,000		0%
Charitable Donations	4,279	10,238	▼	-5,959
C PERSONNEL				
Lay Salary Expense *	\$85,442	\$124,789	▼	-31.5%
Clergy Salaries *	\$36,716	\$37,746	▼	-2.7%
Health Insurance *	\$38,945	\$56,164	▼	-30.7%
Other Personnel Costs *	\$20,311	\$19,210	▲	5.7%
Personnel Costs as % of Weekend Collections *	62%	71%	▼	-9%
D OPERATING				
Utilities *	\$25,608	\$34,190	▼	-25.1%
Contract Services (Office, Mtce & Prof) *	\$49,705	\$41,912	▲	18.6%
Insurance *	\$21,552	\$21,132	▲	2%
Liturgy and Worship *	\$16,896	\$35,425	▼	-52.3%
E CASH & RELATED				
Cash on Hand	\$93,327	\$146,234	▼	-36.2%
F INVESTMENTS				
Interest & Dividends	\$16,640	\$30,736	▼	-45.9%
Investment Gains/Losses	\$179,975	\$75,302	▲	139%
Investments - CD's Stocks Bonds	\$1,631,890	\$1,619,627	▲	0.8%
Investments - Diocesan PAF	\$178,261	\$175,617	▲	1.5%

* For this metric, a result below target is favourable