

# Quarterly Report for July 1, 2020 to March 31, 2021

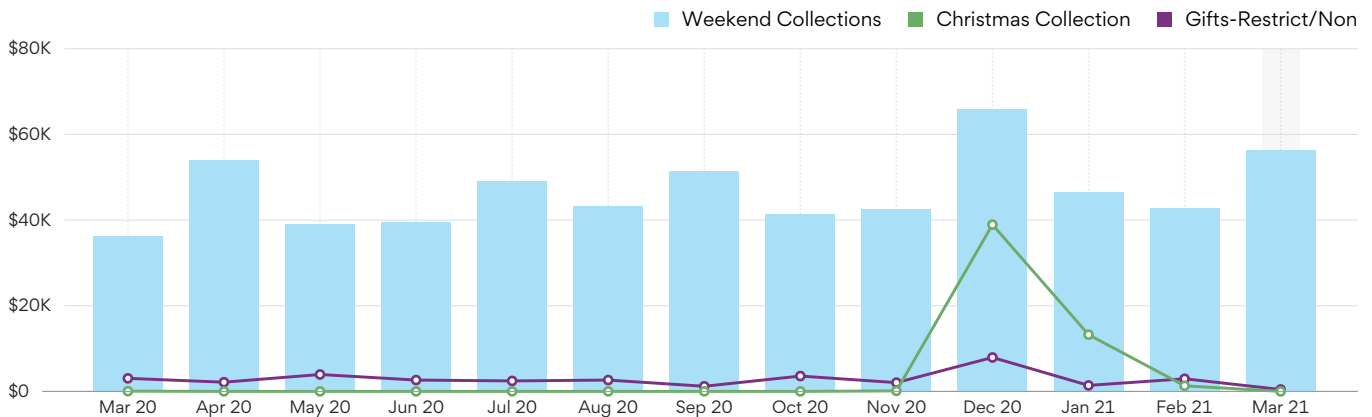
This quarterly report presents the fiscal year-to-date expenses vs. the same period last year. Please note expenses can vary due to seasonal fluctuations. In addition, there can be timing delays in reporting parish income and expenses. If you have any questions regarding this report, please feel free to reach out to njfinn@blessedsacramentnj.org.

## Revenue and Expense Overview

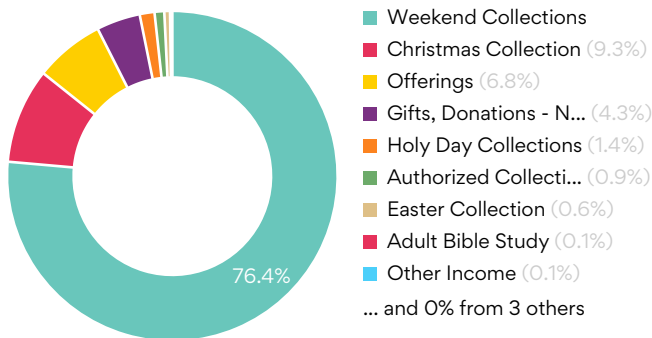
The net operating income (revenue over expense) for the period of July 1, 2020, through March 31, 2021, was -\$21,653, an improvement of \$839 from last year's net operating loss of \$-22,493 for the same period. The parish incurred significant contract expenses in the last quarter for snow removal and parking lot repairs totaling \$26,907. An amount of \$3,160 was donated by parishioners to help offset the snow removal expenses. The net operating loss reported in the fiscal YTD was minimized by the reduction in personnel, utility, and liturgy & worship expenses.

As of this quarter's results, the parish Christmas collection was 12.6% higher than the previous year. The Easter collection will be included in the next quarterly report. The average weekly collections continue to improve. We are most grateful for your generosity and sacrificial giving.

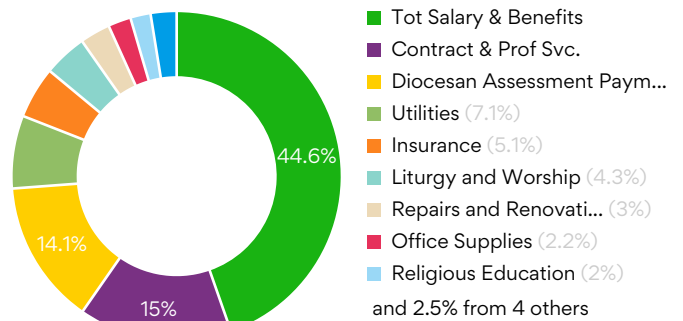
Collections by Month (rolling 13 months)



YTD Revenue Mix - \$670,259 (2020/2021 YTD)



YTD Expense Mix - \$691,913 (2020/2021 YTD)



# Parish Metrics

	RESULT		TREND	
	2020/2021 (YTD)	2019/2020 (YTD)	vs 2019/2020 (YTD)	
<b>A COLLECTIONS</b>				
Total Revenue	\$670,260	\$769,897	▼	-12.9%
Weekend Collections	\$439,604	\$469,318	▼	-6.3%
Average Weekly Collections	\$11,272	\$12,034	▼	-6.3%
Christmas Collection	\$53,618	\$47,632	▲	12.6%
Holy Day Collections	\$8,333	\$12,950	▼	-35.7%
Gifts, Donations - Non Develop	\$24,660	\$30,110	▼	-18.1%
Authorized Collections	\$5,455	\$29,238	▼	-81.3%
Offerings	\$39,229	\$35,463	▲	10.6%
<b>B TITHE</b>				
Diocesan Assessment Payments *	\$90,000	\$90,000		0%
Charitable Donations	4,279	22,793	▼	-18,513
<b>C PERSONNEL</b>				
Lay Salary Expense *	\$128,859	\$184,193	▼	-30%
Clergy Salaries *	\$57,927	\$56,893	▲	1.8%
Health Insurance *	\$67,016	\$71,993	▼	-6.9%
Other Personnel Costs *	\$30,510	\$28,587	▲	6.7%
Personnel Costs as % of Weekend Collections *	65%	73%	▼	-8%
<b>D OPERATING</b>				
Utilities *	\$45,468	\$48,760	▼	-6.8%
Contract Services (Office, Mtce & Prof) *	\$95,760	\$59,618	▲	60.6%
Insurance *	\$32,328	\$31,698	▲	2%
Liturgy and Worship *	\$27,088	\$55,519	▼	-51.2%
<b>E CASH &amp; RELATED</b>				
Cash on Hand	\$119,159	\$50,184	▲	137.4%
<b>F INVESTMENTS</b>				
Interest & Dividends	\$20,328	\$40,378	▼	-49.7%
Investment Gains/Losses	\$200,155	(\$242,006)	▲	\$442,161
Investments - CD's Stocks Bonds	\$1,660,462	\$1,310,240	▲	26.7%
Investments - Diocesan PAF	\$178,261	\$176,934	▲	0.7%

\* For this metric, a result below target is favourable