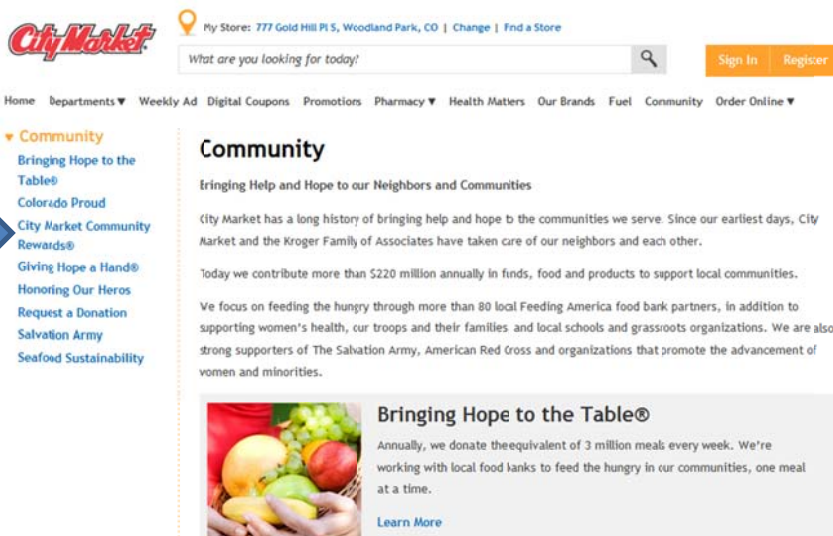


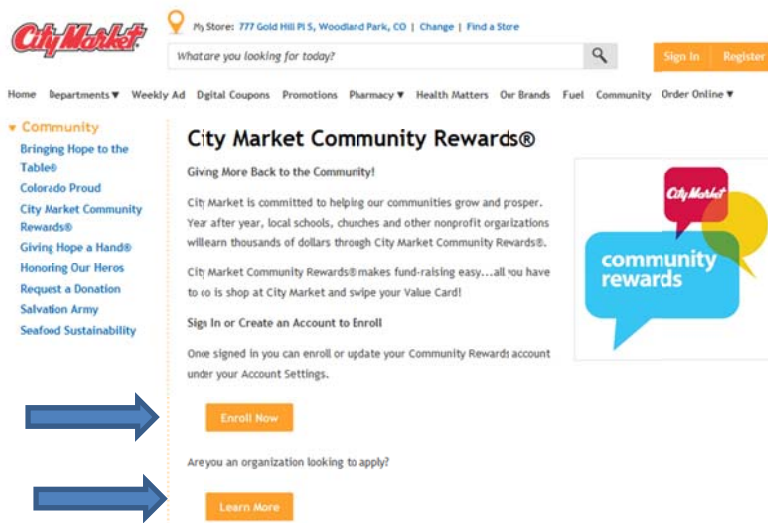


Customer's Personal **PLAY BY PLAY** To Sign Up For Community Rewards (No online account)

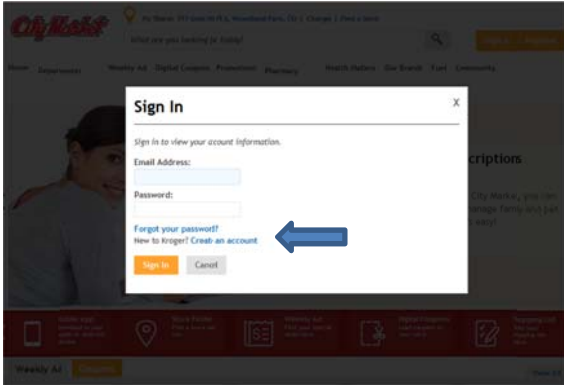
1. Once you type in www.citymarketcommunityrewards.com it will direct you to the City Market Community Page.
2. Once you are here, you should go to the left side of the page and click on City Market Community Rewards link.



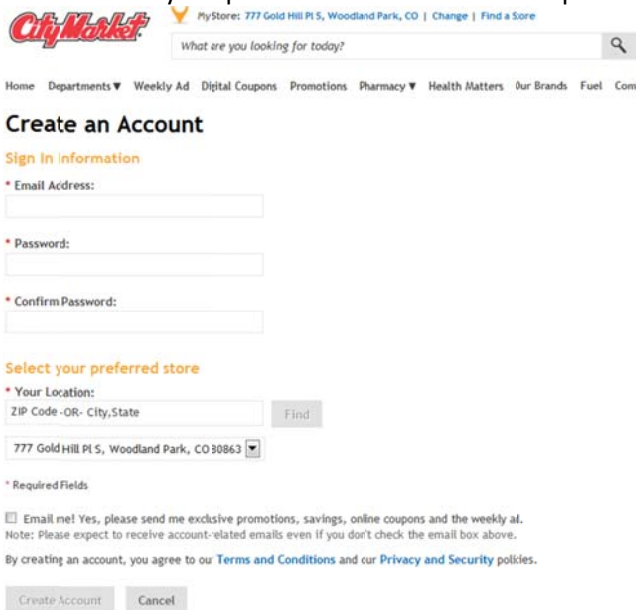
3. Once you click on the link it will take you to this page. There are two options at the bottom of the page. Individuals can click "Enroll Now" to enroll for the program or new organizations can click on "Learn More" to find out how to enroll. *Remember, we have already enrolled all the organizations that were currently on the City Market CARES program.



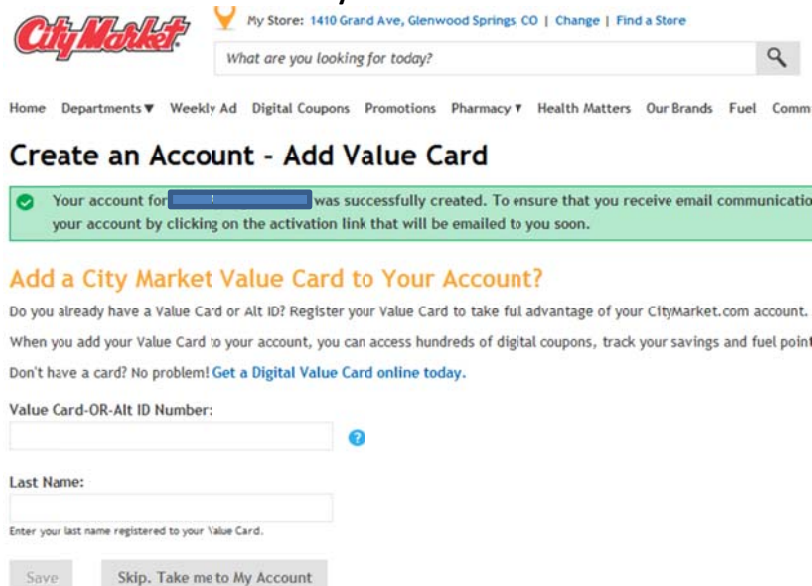
- Once you hit “Enroll Now,” it will take you to this screen... You must log in to your personal City Market online account. If you don’t have a personal online account, you must create one. This program is exclusive to City Market shoppers only.



- If you do not have an account, please click on “Create an account.” It will then pull up the below screen. Please fill in your personal email and create a password. You will also need to enter your zip code.



- It will then take you to this screen. Please enter your Value Card number or the Phone number you use at City Market. **Make sure you hit “SAVE.”**



- It will then take you to this screen and you will have the chance to add additional information to your account. The Community Rewards link is at the very bottom of the choices.

Account Summary

Account Not Activated
We noticed you haven't activated your account yet and we want to make sure you receive our communications. Please check your email and click the link we provided.
Can't find it? No problem, we can [resend the activation email](#).

Account Information
Email Address:
Current Password: *****

Value Card
Plus Shopper's Card Number:

Preferred Store
1410 Grand Ave, Glenwood Springs, CO 81601
[View Details >>](#)

Personal Information
Please add your contact information.

Community Rewards
Earns money for your school or community organization when you use your Value Card.

- The next screen will ask for your information. Please fill out the * fields, the other fields are optional. **Make sure you hit "SAVE."**

CityMarket My Store: 1410 Grand Ave, Glenwood Springs, CO | [Change](#) | [Find a Store](#)
What are you looking for today?

Home Departments Weekly Ad Digital Coupons Promotions Pharmacy Health Matters Our Brands Fuel Community
Order Online

Account Settings
[Account Summary](#)
[Email Preferences](#)
[Security Questions](#)

My Points
[Points Summary](#)

My Coupons
[View All Coupons](#)
[My Coupon Preferences](#)

My Weekly Ads
[Weekly ads](#)

Community Rewards Program

Provide Your Address

* First Name:

* Last Name:

* Address:

* City:

* State/Province:

* Zip/Postal Code:

Phone:

Cell Phone:

Date Of Birth:

9. Now it's time to choose your organization. Please look for your organization by name.

The screenshot shows the CityMarket website's account settings page. The user is logged in to a store at 777 Gold Hill Pl S, Woodland Park, CO. The navigation menu includes Home, Departments, Weekly Ad, Digital Coupons, Promotions, Pharmacy, Health Matters, Our Brands, Fuel, Community, and Order Online. The left sidebar contains sections for Account Settings (Account Summary, Email Preferences, Security Questions), My Points (Points Summary), My Coupons (View All Coupons, My Coupon Preferences), and My Weekly Ads (Weekly Ads). The main content area is titled 'Find your Organization' and contains the instruction: 'Enter your organization's number or at least 3 letters of your organization's name and click 'Search''. There is an empty search input field and a 'Search' button. A link for 'View All Organizations' is also present.

10. Then select your organization. You can change your organization at any time. It's that simple!

The screenshot shows the CityMarket website's account settings page with search results. The user is logged in to the same store. The search input field now contains 'hosp' and the 'Search' button is highlighted. Below the search bar, there is a 'View All Organizations' link. The main content area is titled 'Select your Organization' and features a 'View:' dropdown menu set to '200 per page'. Below this is a table of search results for organizations with 'hosp' in their names.

Organization Name	Address	Number
Gunnison Valley Hospital Foundation	711 North Taylor, Gunnison CO, 81230	10566
Heart of the Mountains Volunteer Hospice	P.O. Box 1093, Granby CO, 80446	10643
Hospice & Palliative Care of Western CO GJ	2754 Compass Drive, Suite 377, Grand Junction CO, 81506	10381
Hospice & Palliative Care of Western CO Mont.	P.O. Box 1804, Montrose CO, 81402	10319
Hospice of Montezuma	Post Office Drawer 740, Cortez CO, 81321	10142
Hospice of the Gunnison Valley	1500 W. Tomichi Avenue, Gunnison CO, 81230	10420
Mercy of Hospice/Mercy Health Foundation	1010 Three Springs Blvd. Suite 108, Durango CO, 81303	10766
Roaring Fork Hospice	1906 Blake Avenue, Glenwood Springs CO, 81601	10348