














## Serving Confirmation Mass with Bishop (rev April 15, 2018)

















One or two Altar Servers are assigned for Miter and Crosier, during a mass with a Bishop.




















- **Miter Bearer:** Responsible for the Miter (teaching hat)
- **Crosier Bearer:** Responsible for the Crosier (shepherd's pastoral staff)
- **Book Bearer:** Responsible for holding the book
- **Cross Beare:** Responsible for the carrying the cross at entrance procession, reception of gifts and recessional, and for ringing the bells at communion
- **Torch Bearers:** Two servers responsible for processional and altar candles
- **Altar Servers:** Responsible for helping at the altar
- **Deacon:** provides instruction and announces postures (stand, sit, kneel) – may also serve as MC


### Notes:







- Roman Missal and confirmation book tabs are set for confirmation
- Set up chairs, small table (for the miter) and the crosier stand for Miter and Crosier bearers immediately behind or very near the bishop's chair.
- Both the **Miter Bearer** and **Crosier Bearer** should wear white gloves (if available)
- For convenience the Bishop may hand and receive the Miter and Crosier directly to the servers or he may pass to the pastor, a deacon or to the master of ceremonies (MC) first who will then pass it to the **Miter Bearer** or **Crosier Bearer**
- The Miter is handed to the Bishop with the opening towards him, pointy end facing the Miter Bearer, the front facing down with the lappets folded over the top.
- The Crosier is handed to the Bishop with the cross facing him -- "Closed" side of the curved crook towards Bishop.
- If incensing, it is done as normal mass
- The pastor and deacon (or another priest or server) are on either side of the bishop: the pastor who is on left side of bishop receives the name cards from the sponsors and the deacon holds the oil on bishop's right
  - RC Diocese guidelines: When reaching the bishop, the **sponsor** hands the name card to the pastor, who shows it to the bishop. The sponsor says: "**Bishop, I present to you for Confirmation, N.**" This way the bishop can hear and read the name.
  - **For already confirmed Eastern-Rite Catholic:** once other candidates are confirmed, a catechist passes the card to the pastor and presents this individual saying: "**Bishop, N. was confirmed at baptism but has undergone a period of catechesis with his/her peers and wishes to receive a blessing.**" Bishop will bless the individual with **no anointing**.









Rite	Activity	Bishop	Deacon	Altar Servers	Miter Bearer	Crosier Bearer
Introductory Rites	Entrance	Bishop has Miter & Crosier  At the entrance to the sanctuary, <b>Bishop removes miter &amp; crosier.</b>	Place book of gospels on altar & wait behind altar to venerate last with bishop and other serving deacon	Cross & Candles go directly to locations and move to seat.  Others wait to bow and enter sanctuary	Process near or behind bishop  Take miter and place on table immediately. Move to seat. 	Process near or behind bishop  Take crosier and place in stand immediately. Move and remain at seat 
	Greeting	Bishop is without miter or crosier				
	Penitential Act					
	Glory to God					
	Collect				<b>BB</b> brings book to bishop at "Let us Pray..." 	
		<b>Bishop receives miter</b> in preparation for the readings. 			<b>BB</b> returns book to stand Gives miter at completion of the Collect (Opening Prayer "Let us pray...Amen") 	

Rite	Activity	Bishop	Deacon	Altar Servers	Miter Bearer	Crosier Bearer
Liturgy of the Word	First Reading					
	Responsorial Psalm					
	Second Reading					
			<b>Deacon</b> moves to bishop for his blessing	<b>Candles</b> move toward deacon for Gospel procession		
	Gospel Acclamation	<b>Bishop</b> removes miter			<b>MB</b> takes miter from Bishop and returns to seat – remain standing 	
		<b>Deacon introduces the Gospel.</b> After Gospel introduction and <i>sign of cross</i> (“ <i>Glory to you, oh Lord...</i> ”), <b>Bishop receives crosier</b> for the Gospel 				<b>CB</b> brings crosier to bishop and returns to seat remain standing
	Gospel	Bishop has crosier 		<b>Candles</b> held until congregation says “Praise to you...”		
		Bishop receives miter after the Gospel  Bishop gives crosier to <b>CB</b> , and does NOT wish to venerate gospel book	After gospel proclaimed, <b>Deacon</b> enthrones the book		<b>MB</b> brings miter to bishop	<b>CB</b> receives crosier from bishop and returns to seat 

Rite	Activity	Bishop	Deacon	Altar Servers	Miter Bearer	Crosier Bearer
Confirmation	Present Candidates	Bishop at presider's chair with miter 				
	Homily	Bishop with people 				
	Profession of faith & renewal promises	Bishop at front of altar with miter and crozier 		<b>BB</b> holds confirmation book for bishop		<b>CB</b> brings crozier to bishop and remains beside him
		Before invitation (My dear friends), the <b>bishop gives miter and crozier.</b>			<b>MB</b> takes miter and stays beside bishop 	<b>CB</b> holds crozier stays beside bishop 
	Invitation			<b>BB</b> continues to hold book 		
	Laying on of hands	Bishop standing		<b>BB</b> continues to hold book 		
		Before the chrisms is brought out, the <b>bishop</b> receives the miter & crozier 		<b>BB</b> returns book to table and sits	<b>MB</b> gives miter and return to seat	<b>CB</b> gives crozier and return to seat
	Vessels of Chrism	Bishop remains in front of altar 	<b>Deacon</b> brings Chrism and towel to bishop			
	Name and Anointing	Bishop with miter and crozier 	<b>Deacon</b> holds oil, <b>Pastor</b> holds cards			
		Bishop returns to credence table to wash hands. <b>CB</b> takes crozier to its stand. Passes miter to <b>MB</b>	<b>Deacon</b> helps bishop and then moves to ambo to prepare for intercessions		After bishop washes his hands <b>MB</b> takes miter to table and sits 	Before bishop washes his hands <b>CB</b> takes crozier and returns to seat 
	Intercessions (universal prayer)	Bishop has neither miter nor crozier.				
		After the Intercessions Bishop receives miter	<b>Deacon</b> sets the altar and helps altar servers	Altar servers light candles and set the altar with deacon	<b>MB</b> brings bishop miter and returns to seat	

Rite	Activity	Bishop	Deacon	Altar Servers	Miter Bearer	Crosier Bearer
						

Rite	Activity	Bishop	Deacon	Altar Servers	Miter Bearer	Crosier Bearer
<b>Liturgy of the Eucharist</b>	Presentation of the Gifts & Altar Preparation	<b>Bishop</b> has mitre 	<b>Deacon</b> goes to receive gifts from bishop and gives to <b>Altar Servers</b>	3 Altar Servers to receive gifts of wine and bread handed to them from deacon and offerings from gift people		
	Prayer over the Gifts	After the Offertory and arriving at the altar, the <b>Bishop removes the mitre</b> . <b>MB</b> puts it on table			<b>MB</b> takes mitre from Bishop places it on table and returns to seat 	
	<ul style="list-style-type: none"> <li>• Eucharistic Prayer</li> <li>• Preface</li> <li>• Holy, Holy, Holy</li> <li>• First half of prayer, including Consecration</li> <li>• Mystery of Faith (Memorial Acclamation)</li> <li>• Second half of prayer, ending with Doxology</li> <li>• The Lord's Prayer</li> <li>• Sign of Peace</li> <li>• Lamb of God</li> <li>• Communion</li> <li>• Prayer after Communion</li> </ul>	After the Prayer over the gifts, the bishop removes his zucchetto (skullcap) and Deacon removes it.	<p><b>Deacon</b> turning pages.</p> <p>At prayer over the gifts, bishop places his zucchetto into the <b>deacon's</b> outstretched hand that is on the altar so that the zucchetto does not touch the altar.</p> <p><b>Deacon</b> takes zucchetto to the presider's chair or table and returns to the altar.</p>	<p><b>All kneel</b> after the "Holy holy" before the Eucharistic prayer</p> <p><b>Cross bearer</b> ring bells</p> <p>For Eucharist, all remain standing until the last person has received</p>	Same as altar servers 	Same as altar servers 

Rite	Activity	Bishop	Deacon	Altar Servers	Miter Bearer	Crosier Bearer
	<b>Announcements (optional)</b>					
<b>Concluding Rites</b>	Greeting (The Lord be with you)	Right after announcements the Bishop receives Miter 			<b>MB</b> gives miter to bishop and returns to seat	
	Final Blessing (“Bow your head for the blessing”)	Bishop has miter 				
	Dismissal	Bishop gets crosier and says “The Lord be with you...” 	<b>Deacon</b> announces the end of mass	Cross and Candles lead recessional out of the church as normal		CB gives crosier to bishop at the “The lord be with you” and returns to seat
	Recessional	Bishop has Miter & Crosier and is the last to venerate and leave the sanctuary 	<b>Serving deacons</b> venerate and exit last with bishop as normal	Altar Servers leave sanctuary as normal	Wait for bishop outside of sanctuary and walk behind him	Wait for bishop outside of sanctuary and walk behind him