


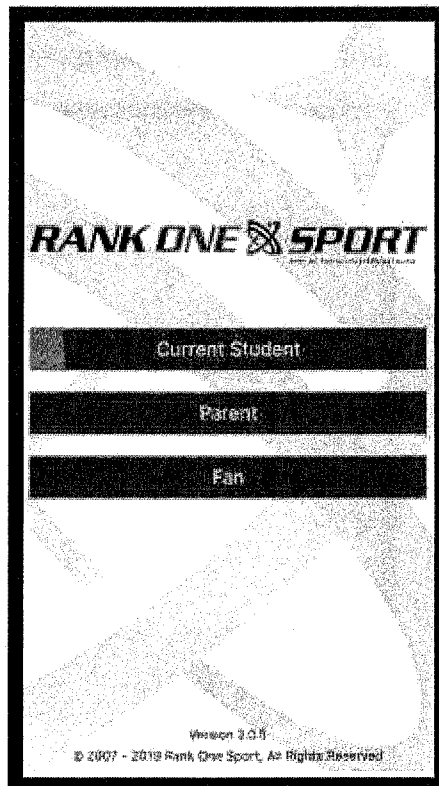
Parents/Students Rank One Sport Account Setup Tutorial

By creating a Parent/Student account you will be able to receive messages from your district's athletic department, manage your student's eligibility status, view schedules, and more!

Step 1. Download the Parent/Public Rank One Sport Mobile App from the app store.
FREE for iPhone & Android users



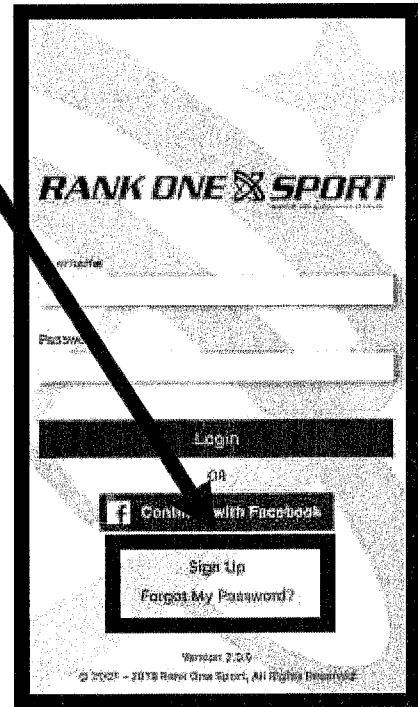
Step 2. Open the app and select the appropriate user type:
Current Student, Parent, or Fan



Step 3. If you are a Parent and already have a Parent Account created, you may login with your Username & Password.

-If you are creating a New Account, select "Sign Up"

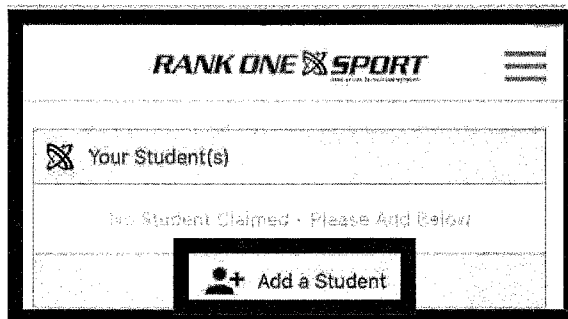
-If you forgot your password, select "Forgot Password"



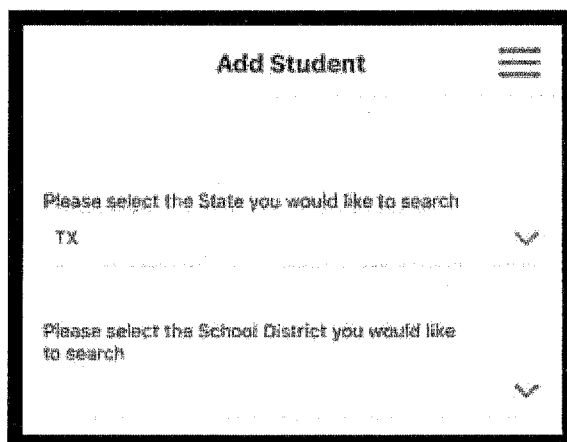
In order to create a new account, enter the following details and select "Register":

Step 4. You will receive a confirmation email confirming your user credentials. Click the link in the email to confirm your account. *If you do not receive the email please check Junk/Spam folders*. After you click the link, you may login with your Username and Password.

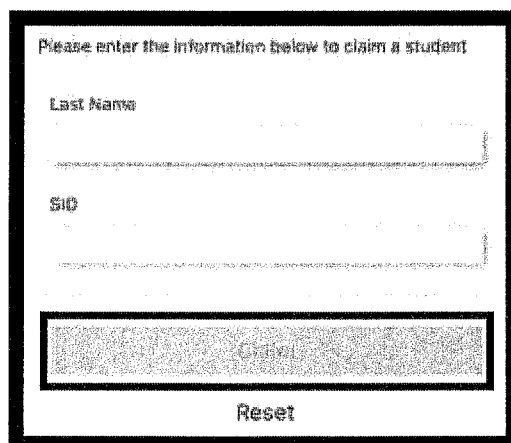
Step 5. Once you're logged in you will be able to add your Student(s) to your account by selecting "Add a Student":



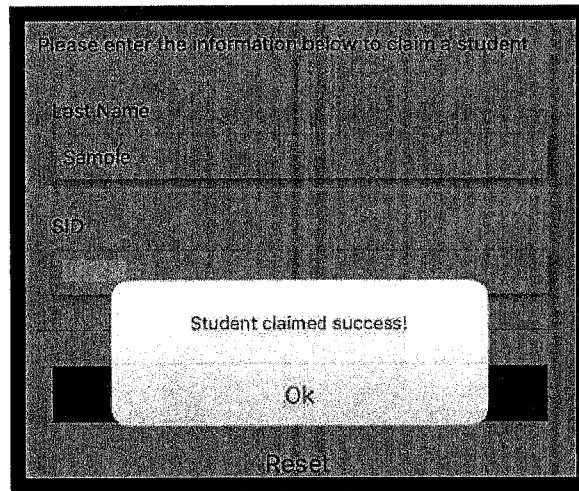
Step 6. Search for your State and School District



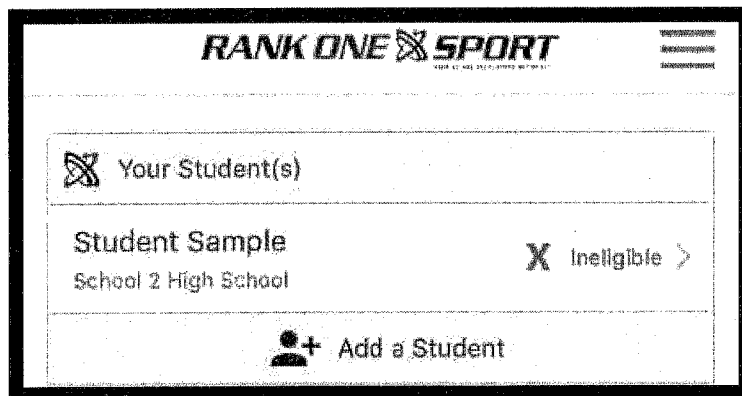
Step 7. Enter the information requested to add your child to your account and click "Claim". (SID: is the Student ID# assigned to your child by the district when they are first registered). *Note: Information requested varies depending on the district*



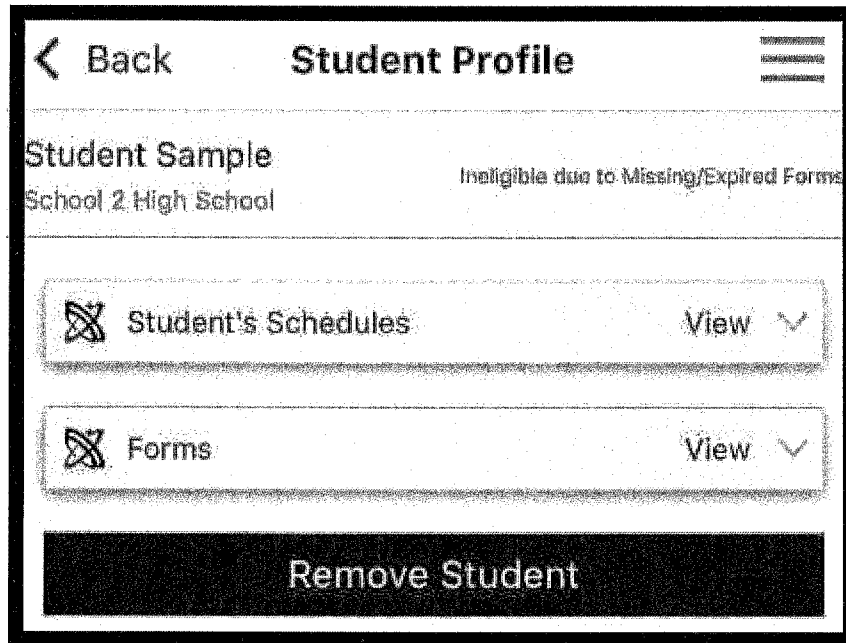
Step 8. You will receive a confirmation when your student has been added to your account. If you receive an error, please contact the school Athletic Department in order to verify the information is listed correctly.



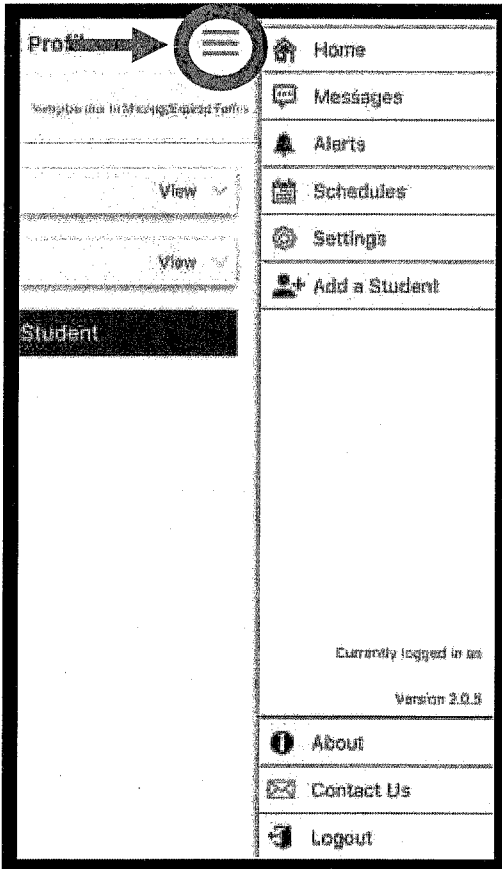
Step 9. Now that your student has been added to your account you may view their profile by clicking on their Name. To add another child to your account, select "Add a Student" and repeat the process for the next student.



Within a student profile you can review their Eligibility Status, see what form requirements are completed or missing, view the student's Schedule(s), or Remove the Student from your account. **Note: Schedules are automatically synced depending on what roster your student has been placed on by the coach.** If the schedule synced is incorrect you may search for the correct schedule in the menu or contact the school athletic department.



To view other options inside the App, select the menu bar in the top right-hand corner and you will see the following options appear:



| |
|--|
| Home allows you to view the Student(s) linked to your account |
| Messages will allow you to view all Messages sent by District Staff |
| Alerts will notify you of any Schedule Changes that have been made |
| Schedules allows you to search for specific Sports Schedules |
| Settings allows you to update your account preferences |
| Add a Student allows you to add another child to your account |


For questions regarding how to manage your account,

select **Contact Us** or email support@rankonesport.com

How to Subscribe to Schedule Alerts for Parents

Step 1. Go to www.rankonesport.com

Step 2. Select View Schedules



Step 3. Search for the appropriate School

High Schools & Middle Schools

School Name:

Sport:

City Name:

Step 4. Select View Schedule

If the schedule says "Not Yet Public" the school has not published the schedule yet.

| | | | | | | | |
|----------------------|---------|----------------|------------|---|----------------|-------------------------------|---|
| School 2 High School | Blazers | San Antonio TX | Baseball | M | 9th grade | Not Yet Public | 0 |
| School 2 High School | Blazers | San Antonio TX | Baseball | M | Varsity | View Schedule | 0 |
| School 2 High School | Blazers | San Antonio TX | Basketball | F | Junior Varsity | Not Yet Public | 0 |
| School 2 High School | Blazers | San Antonio TX | Basketball | F | Varsity | Not Yet Public | 3 |

Step 5. Select "Sign up for schedule alerts"

2017/2018
SCHOOL 2 HIGH SCHOOL - BASEBALL (M) - VARSITY
BLAZERS GAME SCHEDULE

SPEEDWORX
WWW.SPEEDWORXSPORTS.COM

District -> School -> Sport

View By
Sign up for schedule alerts
Sync all events to calendar

| Date | Opponent | Sport / Level | Type | Location / Map | Score/Summary |
|------|----------|---------------|------|----------------|---------------|
|------|----------|---------------|------|----------------|---------------|

Step 6. Insert your cell phone number or email address and select Subscribe

SCHEDULE ALERTS X

[Download our new mobile app!](#)

Enter your E-Mail address in the box below to receive e-mail alerts regarding this schedule.

Enter your Phone Number for text alerts.

Subscribe