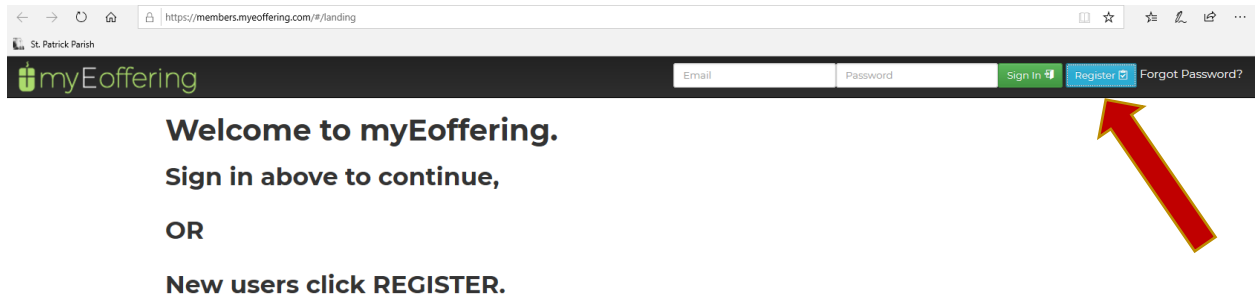
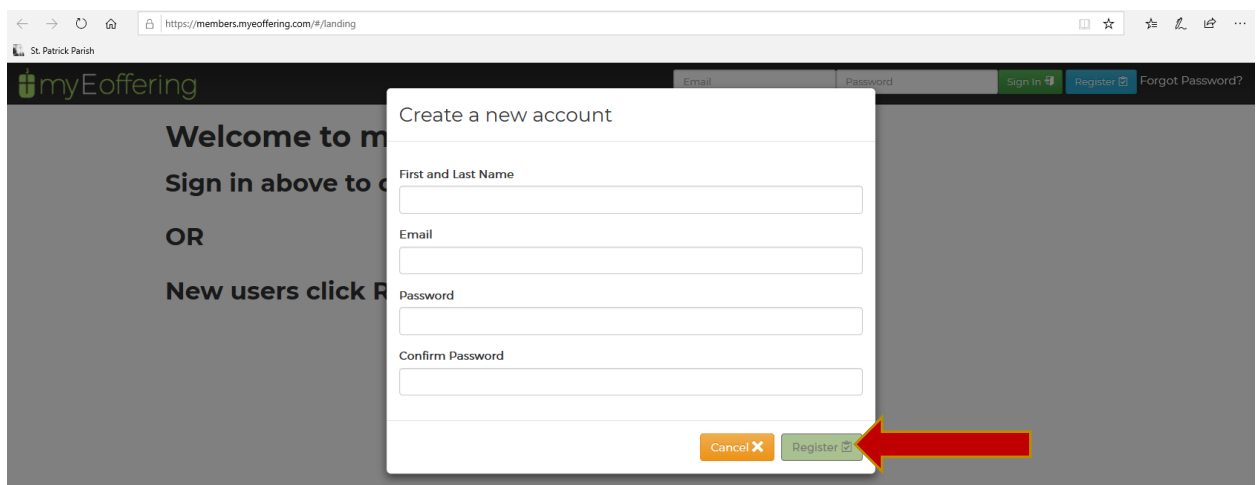


## How to Register for Online Giving for St. Patrick Church

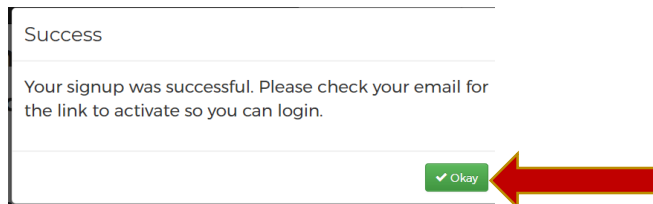
1. Visit the website: <https://members.myeoffering.com/#/landing> & select Register.



2. Enter the information requested in the pop up window and click on Register.



3. A message will appear if all the information has been entered completely. Click OK.



4. Open your email where you will have a new message from My E-Offering. Click on the link provided.



5. Upon clicking the link you will be directed to the following window. Select proceed.

Welcome to myEoffering

Thank you for signing up with myEoffering to give your offerings online! Giving your offerings is as simple as 1, 2, 3!

1. Join a church  
Choose "Churches" from the menu and join your home church. You can add others, as well, if you attend other churches.
2. Add a wallet  
Wallets are funding sources, credit cards or checking accounts, for your offerings. Choose "Wallets" from the menu and add a funding source.
3. Setup an offering  
Setup one or more offerings to your church. Choose "Offerings" from the menu and click the "Add New Offering" button to begin.

[Proceed >](#)

6. From the menu bar along the top select the Church Tab and Join a Church.

myEoffering Offerings Wallets **Churches** [Log Out](#)

**My Churches**

[Join a Church +](#)

7. In the window, in the city box, type Grass Valley. You should see St. Patrick show up as an option. Select it and click Join.

Join a new church

Search for a church and choose from the list below:

Church Name  City  [Cancel](#) [Join +](#)

St Patrick Parish  
235 Chapel St.  
Grass Valley, CA 95945

[Click here to take an optional survey for your church!](#)

Join a new church

Search for a church and choose from the list below:

Church Name  City  State

St Patrick Parish  
235 Chapel St.  
Grass Valley, CA 95945

Member Number (Envelope #)

Click the button below to join St Patrick Parish

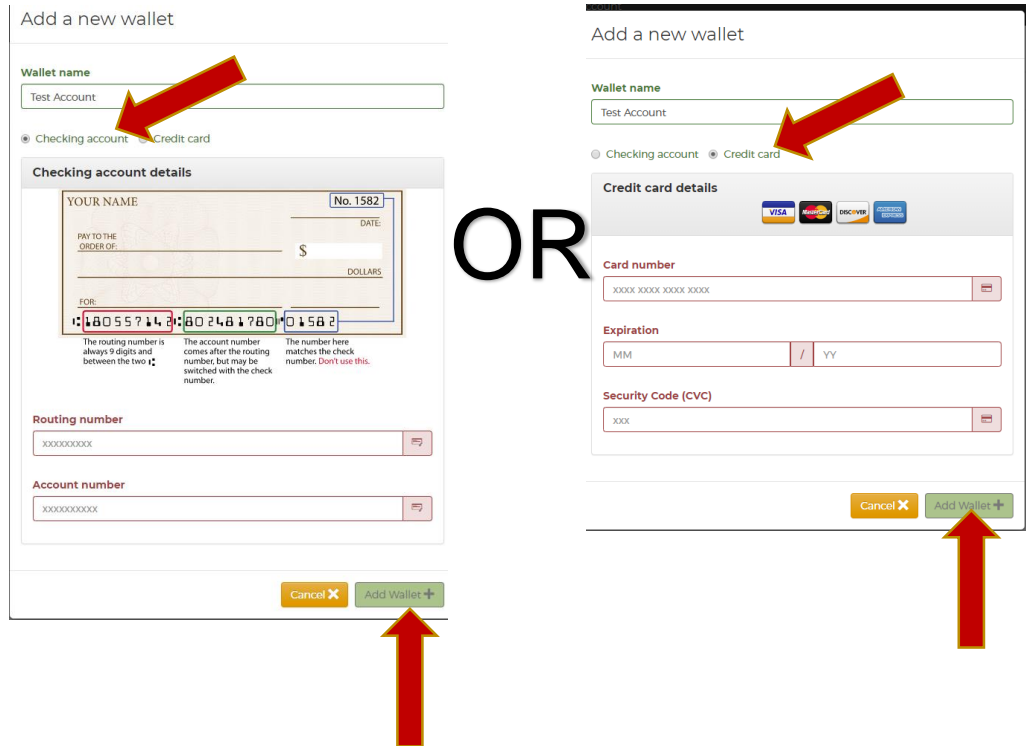
[Click here to take an optional survey for your church!](#)

[Cancel](#) [Join +](#)

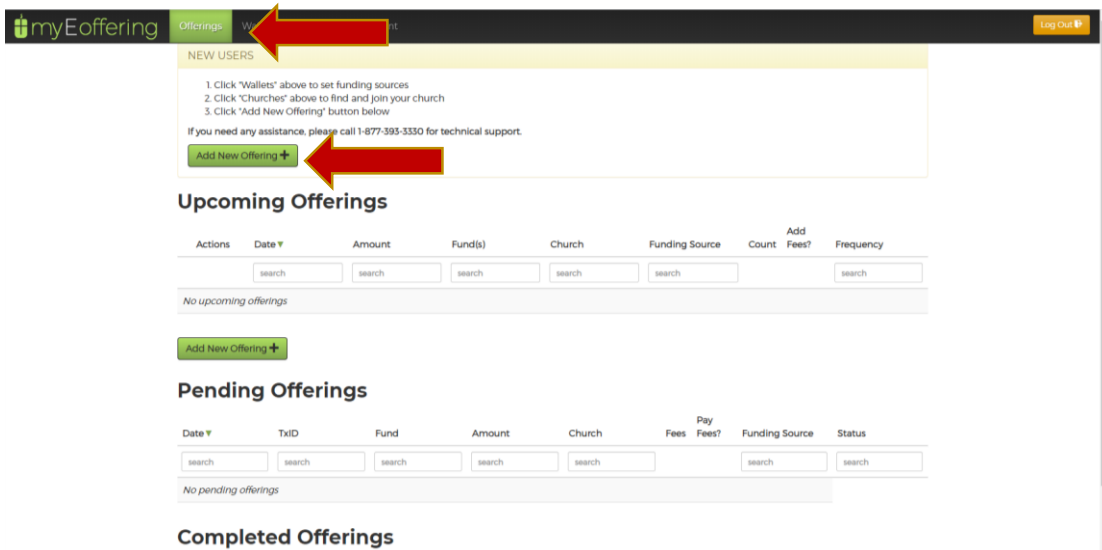
- From the Menu Bar select Wallet and then Add a Wallet.



- Select your payment preference, checking account OR credit card. Fill in the necessary information and then select Add Wallet at the bottom.



- From the Menu Bar select Offerings and Add New Offering.



11. Select the frequency of your offering and when you would like the offering to fund. Select Next.

New Offering

Give offering to  
St Patrick Parish

How often do you want to give?

When do you want the offering to start?

April 2020						
Sun	Mon	Tue	Wed	Thu	Fri	Sat
29	30	31	01	02	03	04
05	06	07	08	09	10	11
12	13	14	15	16	17	18
19	20	21	22	23	24	25
26	27	28	29	30	01	02
03	04	05	06	07	08	09

12. Select the funding source, the fund(s), and the amount that you would like to donate. In addition to the General Sunday Collection, there are other special collections that you can choose to contribute to. (MSM, Parish Restoration, etc.) Select the appropriate checkboxes. Select Next. Confirm the details of your Offering and Submit.

New Offering

Which funding source do you want to use?  
  
Please select a wallet to use as a funding source

Pick the fund(s) and amount(s) you would like to donate to monthly  
 99.99  
Please select one or more funds and enter valid dollar amounts for each

Yes, send me an email receipt monthly  
 Yes, send me an email when my offering is going to expire

Total offering monthly: \$0.00

Confirm Offering Details

Church	St Patrick Parish
Frequency	monthly
Start date	05/25/2020
Number of monthly donations	Forever ∞
Funding source	Chase

Funds to donate to

Mt St. Mary's Support	\$25.00
Subtotal monthly	\$25.00
Additional to cover fees	\$0.00
Total offering monthly	\$25.00

Email receipt monthly?  yes  
Expiration notification?  yes

13. Thank you for your generous support!