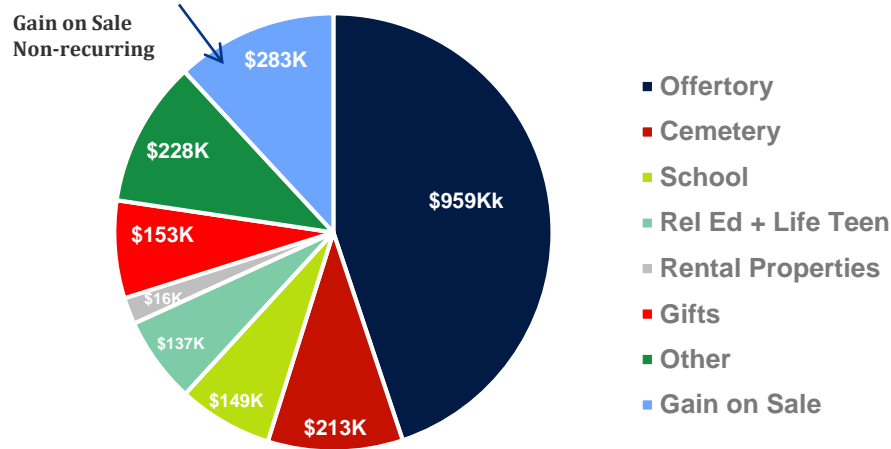


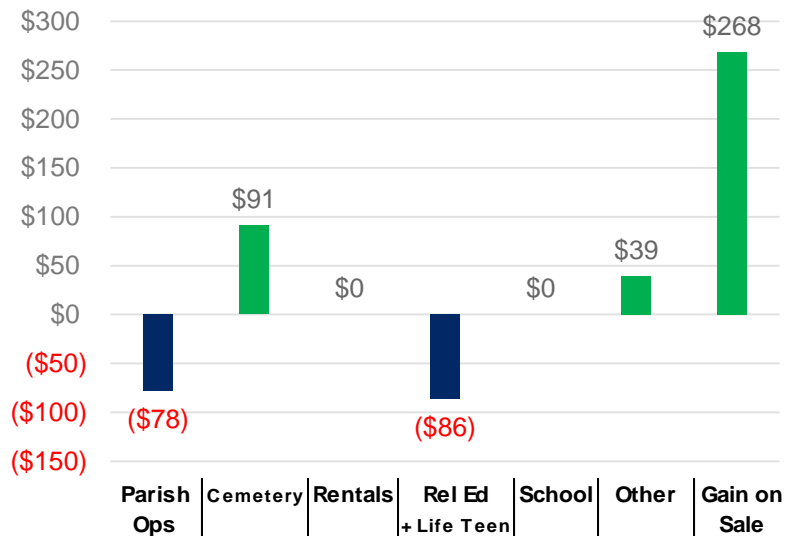


St. Mary Parish Financial Update

July 2018-March 2019 Revenue = \$2,138K



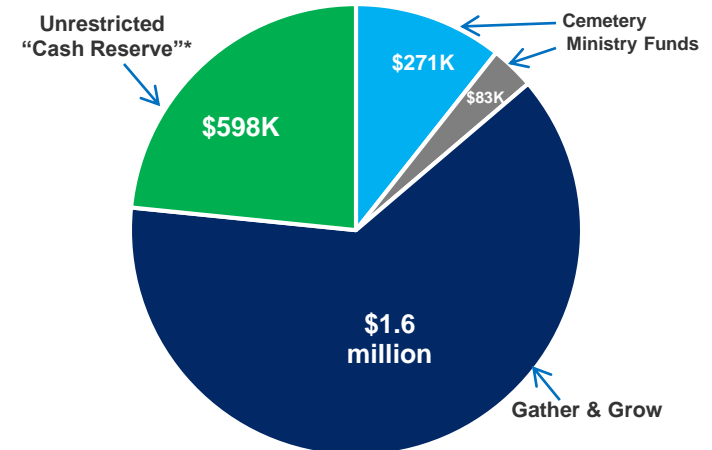
July 2018-March 2019 Net Income = \$234K



March 2019 Balance Sheet

Assets	19-Mar	3/19-12/18
Current Assets		
- Cash & Money Market Funds	\$ 1,973,589	\$ (98,926)
- Investment Accounts	724,459	58,892
Total Cash & Investments	\$ 2,698,048	\$ (40,034)
- Accounts Receivable	4,784	(22,579)
- Pre-Paid Expenses	4,800	(4,900)
Total Current Assets	\$ 2,707,632	\$ (62,613)
Fixed Assets		
- Buildings & Grounds	\$ 18,498,191	\$ 70,299
- Cemetery Land Improvements	376,090	-
- F&F and Equipment	308,194	-
- Church Project in Progress	318,498	(19,448)
Total Fixed Assets	\$ 19,500,973	\$ (19,448)
Total Assets	\$ 22,208,605	\$ (82,061)
Liabilities + Net Assets		
Current Liabilities		
- Accounts Payable	\$ 114,132	\$ (42,893)
- Mortgage Payable	-	-
- Other Current Liabilities	56,205	(30,853)
Total Current Liabilities	\$ 170,337	\$ (73,746)
Net Assets		
- Unrestricted	\$ 21,720,636	\$ -
- Temporarily Restricted	84,061	-
Total Net Assets	\$ 21,804,697	-
Retained Earnings	-	-
Net Income	\$ 233,571	\$ (8,315)
Total Equity	\$ 22,038,268	\$ (8,315)
Total Liabilities & Equity	\$ 22,208,605	\$ (82,061)

March 2019 Cash & Investments = \$2.6 million



* Unrestricted Funds less accounts payable equals 2.7 months parish operating expenses.