

# Saint John XXIII Catholic Community

A Vatican Council II Concept of Christian Community and Mission

## Altar Linen and Holy Water Font Ministry Schedule

Nov 2020 - Jan 2021

MINISTER	DATE
Cathy Shoemaker	Oct 31-Nov 1
Dorothy Parker	Nov 7-8
Della Packingham	Nov 14-15
Mary Ann Biernat	Nov 21-22
Kathi Dineen	Nov 26, 28-29
Gail Kinney	Dec 5-6
Mariann Meyer	Dec 12-13
Terry Hernandez	Dec 19-20
Cathy Shoemaker	Dec 25,26-27
Dorothy Parker	Jan 2-3
Della Packingham	Jan 9-10
Mary Ann Biernat	Jan 16-17
Kathi Dineen	Jan 23-24
Gail Kinney	Jan 30-31

### Altar Linen Team

Minister	Phone
<b>Contact Information</b>	
Mary Ann Biernat	292-5384
Kathi Dineen	296-4249
Gail Kinney	856-1512
Mariann Meyer	294-3977
Terry Hernandez	296-4724
Cathy Shoemaker	275-0006
Dorothy Parker	298-7769
Della Packingham	350-5382

### Saint John XXIII Catholic Community

Steve Herrera

Director of Worship

293-0086

Email: [worship@johnxxiiicc.org](mailto:worship@johnxxiiicc.org)

4831 Tramway Ridge Dr. NE

Albuquerque, NM 87111

Phone: 293-0088

Website: [www.johnxxiiicc.org](http://www.johnxxiiicc.org)

Parish Office

Phone: 293-0088

# **Saint John XXIII Catholic Community**

A Vatican Council II Concept of Christian Community and Mission

## **Altar Linen and Holy Water Font Ministry**

### **Instructions**

- ◆ On your assigned weekend, pick up the linen and check to see if the Holy Water fonts are almost dry or dirty.
- ◆ Use a non-abrasive pad with soap and water to clean the font bowls. Fill the fonts by 4:30PM on Saturday. The preferred time is Friday during the day.
- ◆ Check the Altar “topper.” If it is soiled, please change it.
- ◆ Please iron all linen and take a clean sample home so you know how to iron the folds correctly, if needed. (Please contact me for a copy of the folding instructions/diagram from Father Ark)
- ◆ Please do not wash or iron the Chapel’s linen. Thank you!

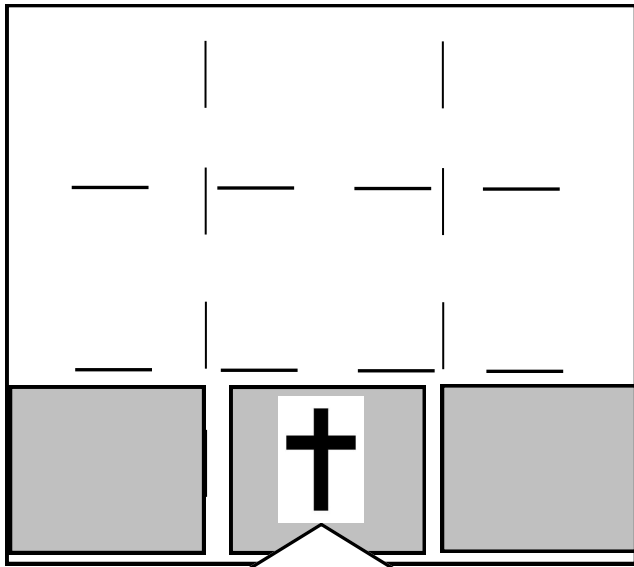
On behalf of the Clergy,

We would like to thank all of the ministers who have offered their services on cleaning and pressing the designed Chasubles. Your attention to detail with pressing the drape and fabrics to make sure our Priests make a lasting impression when celebrating Mass or Communion is greatly appreciated. If you should have any questions or concerns about the Linen Team, please contact the Director of Worship, Steve Herrera at 293-0086 or Email, [worship@johnxxiiiicc.org](mailto:worship@johnxxiiiicc.org).

If you are unable to fill your ministry, please find a substitute to fill in for you. Also, please call the parish office to let us know who will be filling in.

Thank you so much for your time and we are so appreciative of your hard work!






**STEP 1**

Fold this section over the Cross

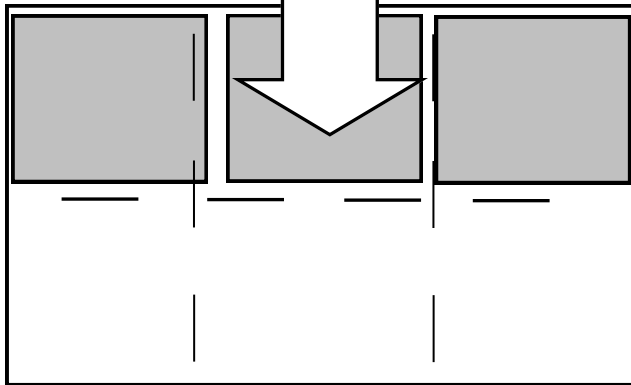
This is a Corporal. It is similar to the cloth placemat you would use on your table at home. The Sacred Body & Precious Blood are placed on the Corporal during Mass.

The Corporal is a **SQUARE** linen. Our newer Corporals have a **Cross** embroidered at the **bottom center**. Some of the older ones have a Cross embroidered in the middle of the Corporal.



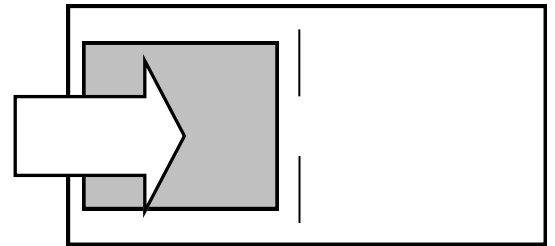
Fold this section over 1st fold

**STEP 2**




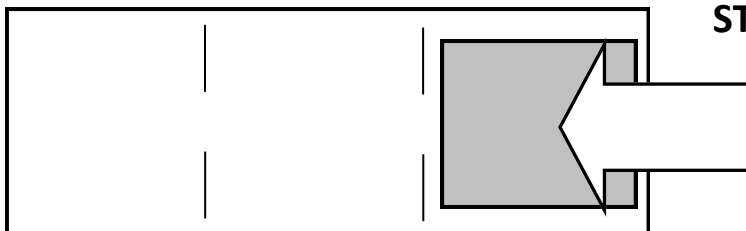
Fold this section over 3rd fold

**STEP 4**

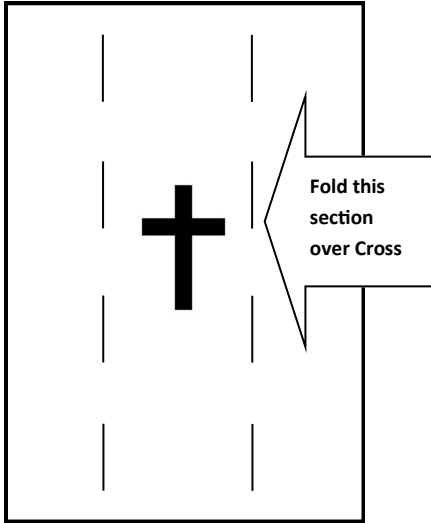


**STEP 3**

Fold this section over 2nd fold



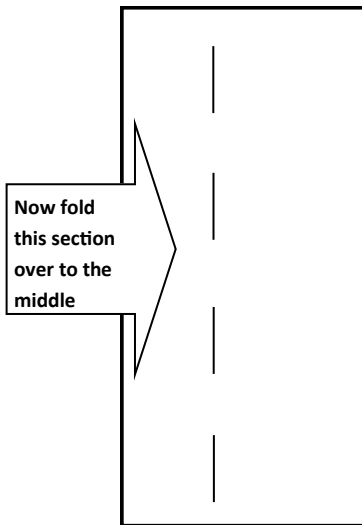
**FINISHED**  
**CORPORAL**



**STEP 1**


This is a Purificator. It is similar to the cloth napkin you would use on your table at home. The Purificator is used to wipe the rim of the Communion Cup or Chalice at Mass.

The Purificator is an **OBLONG** Linen. It has a **Cross** embroidered in the center. When finished, it also has a distinctive “**accordion**” fold at the top.

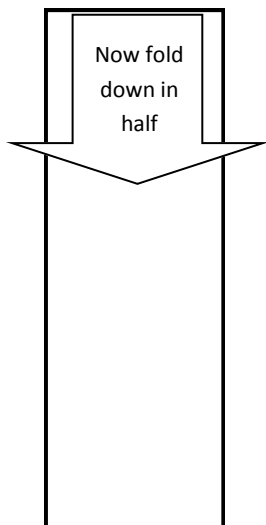


**STEP 2**


With your finger, gently push inward on the fold until you get a “**V**” with the Cross in the middle of the “**V**” Then iron down the “**V**”



Church



**STEP 3**



**STEP 4**



**SIDE VIEW OF FINISHED PURIFICATOR**