

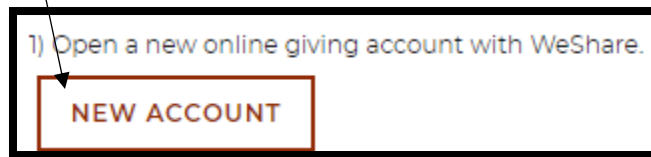
St. Peter the Apostle would like to thank all the families who are giving online. Each month our parish receives a steady and predictable stream of income from those donors who have made the commitment to give to God first by having a designated contribution automatically transferred to our parish through our Online Giving Program.

We have a new Online giving provider. If you do not currently use online giving, please consider it. If you already give online, thank you and please consider switching to our new provider.

Visit - <https://www.sptatrinity.org/parish-support> to access the links to open a New Account with WeShare, our new provider, as well Close your Old Account with the previous online giving provider.

Please see the steps below to create a new account to start online giving as well as to switch to our new provider. **(BE SURE to type the Web Address exactly as shown)**

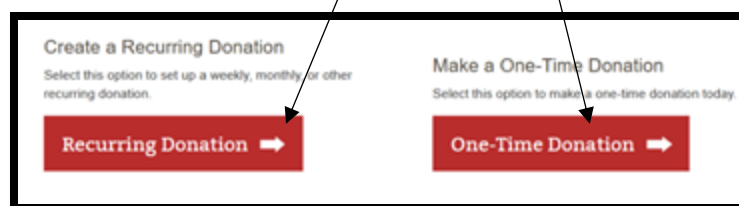
1. Click on the “New Account” button on the **St Peter the Apostle website listed above** to create an account on WeShare



2. The home page will display. Click the ‘Make a Donation’ box in the Featured Giving Opportunity Box for Offertory



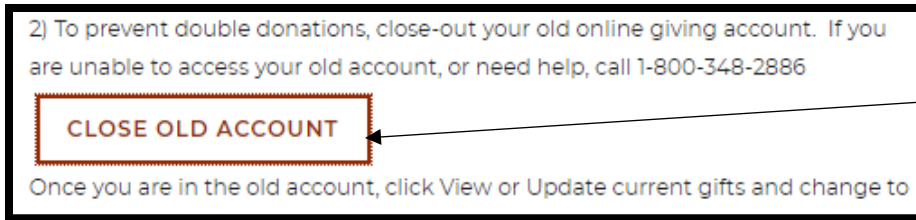
3. The next screen will provide an opportunity to Select ‘Recurring’ or ‘One Time Donation’ for the weekly Offertory.



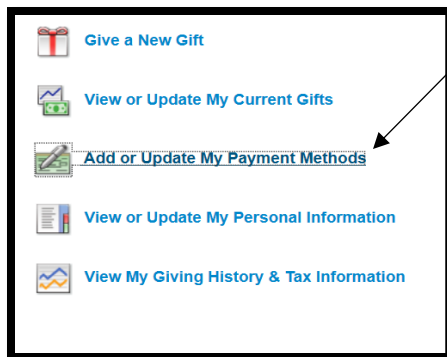
4. Once you select either Recurring or One time - Follow the prompts on the subsequent screen and scroll all the way to the bottom to complete ALL of the requested information.
5. **NOTE: You CANNOT log into WeShare using your Login credentials for the old provider.**
6. After you complete and submit all of the requested information for this first transaction you will receive an email providing a temporary link to set your password. Use the link provided in the email to complete your user account by establishing your secure password. Once completed, you will have access to all of your donation or payment information and can make changes at any time.

If you are currently enrolled in online giving, you **MUST CANCEL** your old account after opening the new [Sptatrinity.WeShareOnline.org](https://www.sptatrinity.org) account, otherwise you will be charged twice.

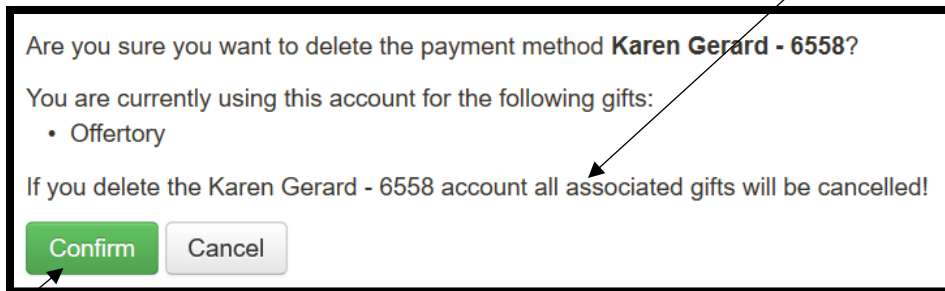
1. Visit - <https://www.sptatrinity.org/parish-support> to access the link to Close your Old Account with the previous online giving provider. **(BE SURE to type the Web Address exactly as shown)**



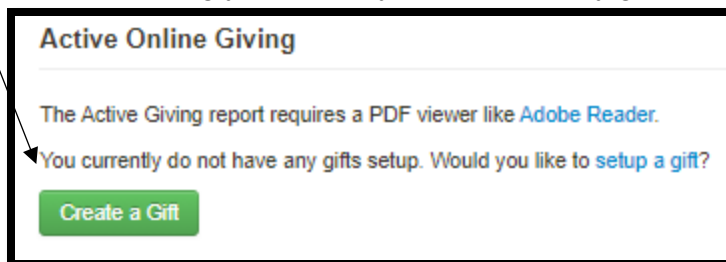
2. Sign into your account using your old user name and password. Please Call 1-800-348-2886 if you have trouble logging in and don't remember your user name and/or password.
3. The easiest way to DELETE ALL of the gifts at one time is to **DELETE your payment information.**
4. **To delete payment methods, click "Add or Update My Payment Methods" then select "Delete".**



5. A pop up message will appear: **All gifts will be cancelled.**



6. **Click CONFIRM - ALL gifts will be cancelled with this one step.**
7. To validate that ALL gifts were removed. Click on View or Update my Current Gifts. The following message will appear stating you currently do not have any gifts setup:



8. You have successfully canceled your Previous Online Giving account.