


SUMMER PACKET




Name: _____

Towel Off Your Name!

Practice writing your name on the beach towel. Write them in all uppercase letters when you are first learning it. Then, when you've gotten really good at that, try practicing your name with lowercase letters.

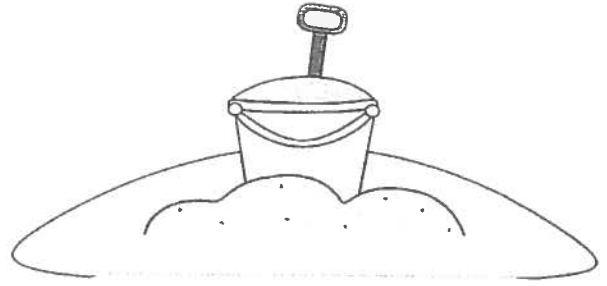
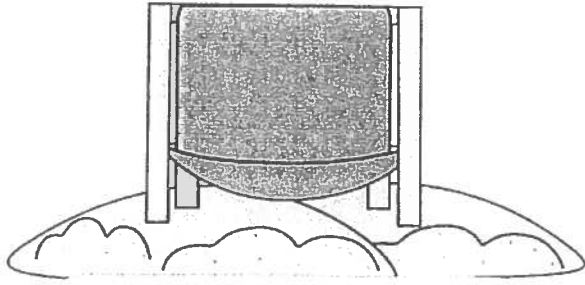
Handwriting practice lines consisting of solid top and bottom lines with a dashed middle line, repeated eight times.



Created By A Classroom on Cloud Nine


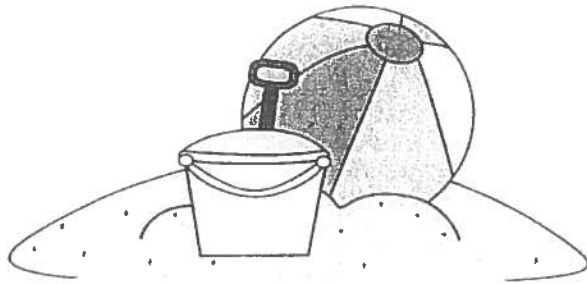
Drawing Shapes In The Sand

Have a grown up help you read each shape name,
and draw that shape in the sand!



circle

square

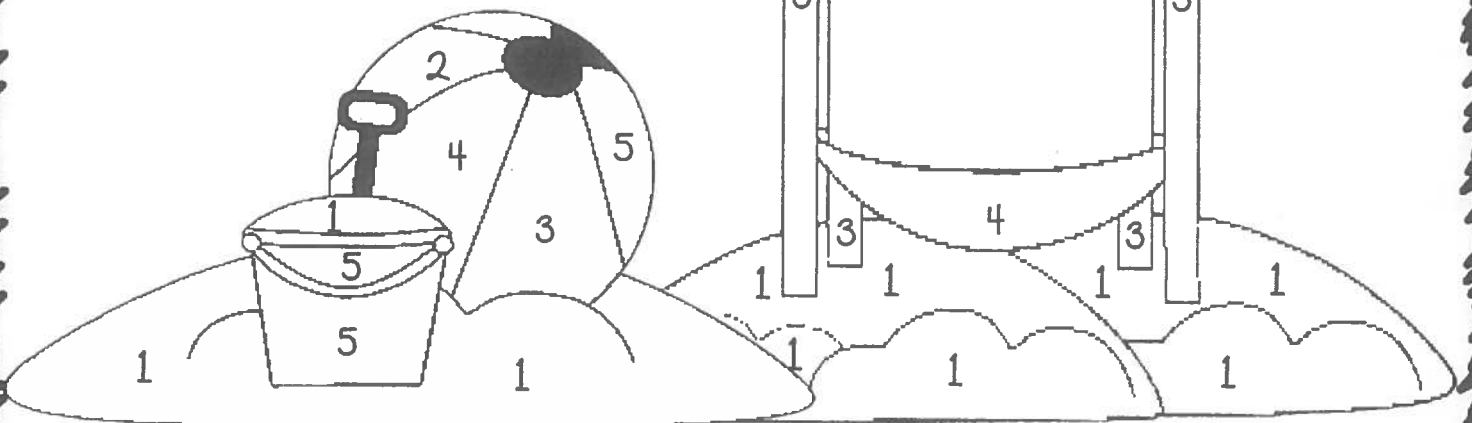
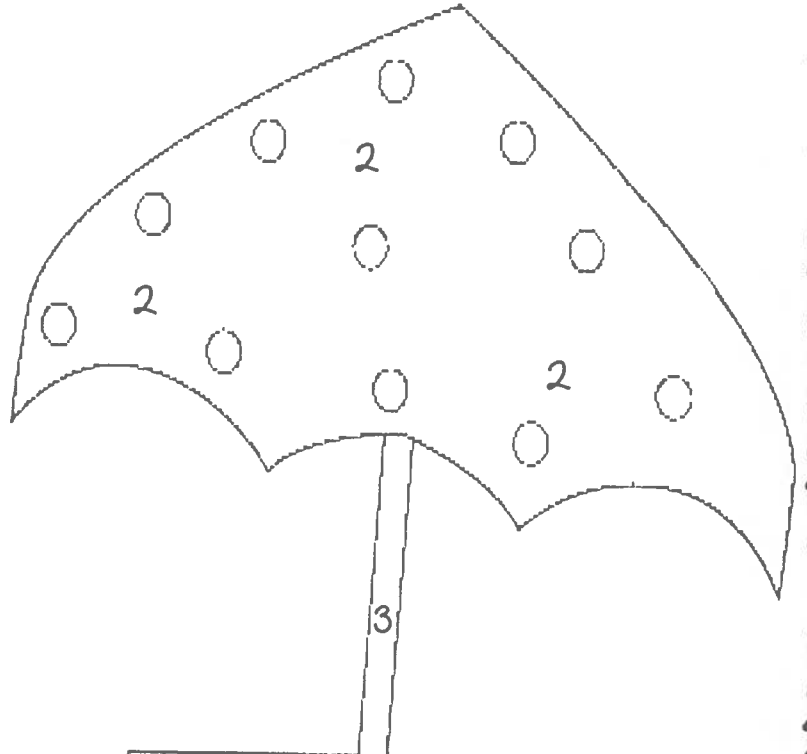

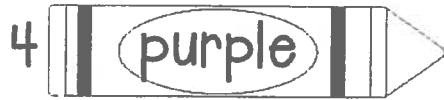


rectangle

triangle


Sunkissed Color

Color the picture by number.

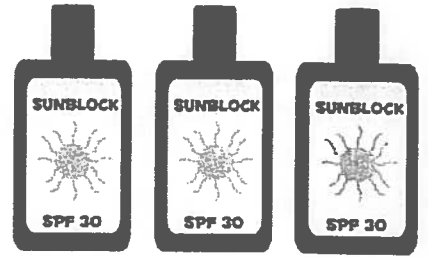


A Bunch At The Beach

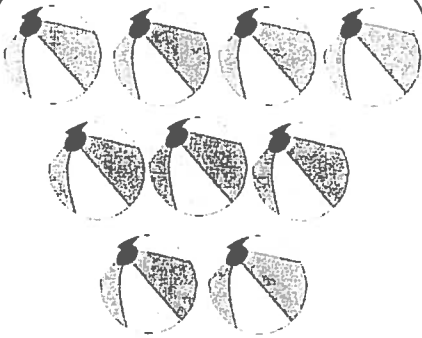
Count the beach items and color in the circle that shows the correct number of objects.




1 2 3




8 2 3




6 8 9



7 6 8



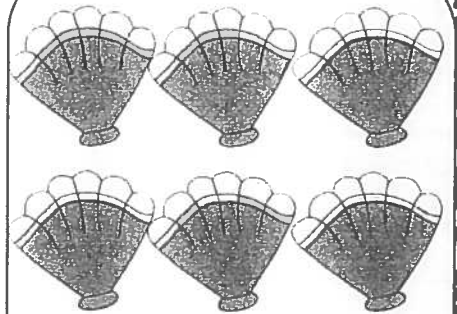
3 4 5



8 9 3



7 1 3




8 10 6

Spish Splash Numbers

Cut and paste the each splash in the order of the numbers.

1

2



5

6

7



9



11

12

13



15

14

4


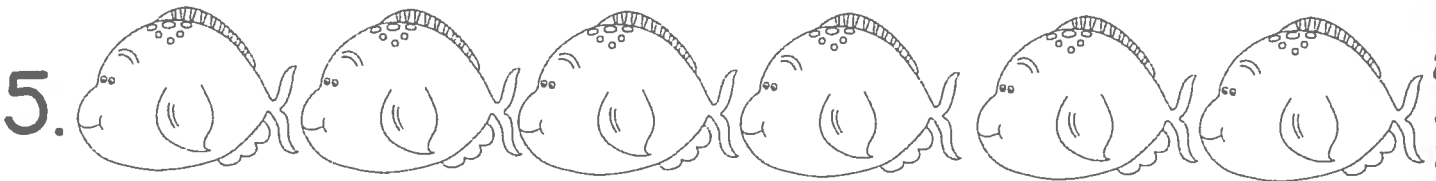

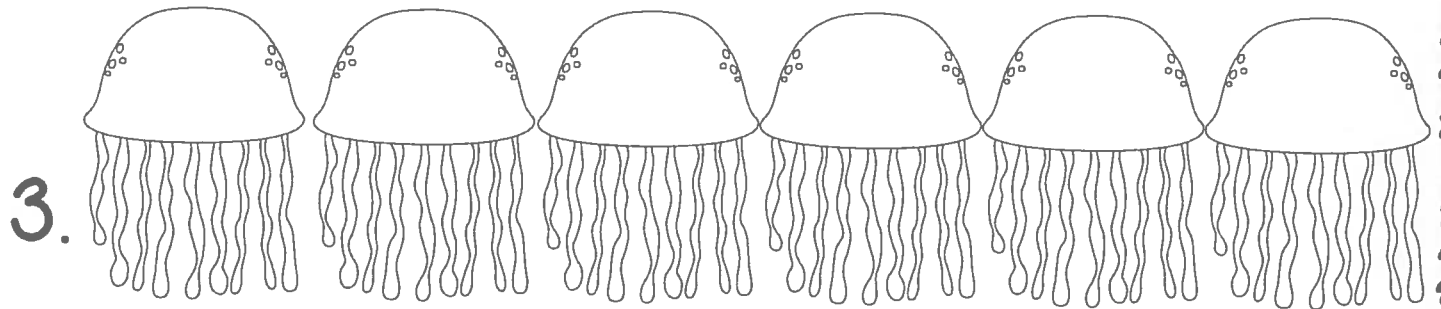

8

10

3



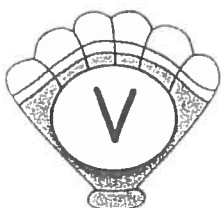








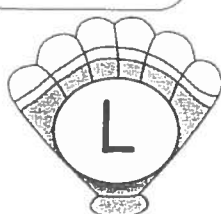

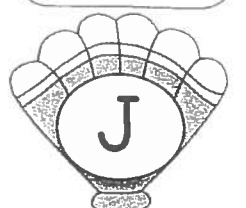

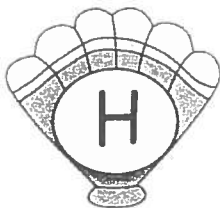

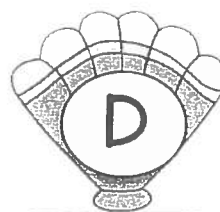


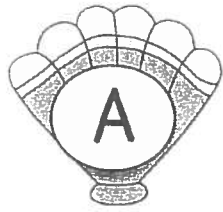
Under the Sea of Patterns

Color each line of ocean life in a pattern. Remember you can color in an AB, ABC or any other type of pattern you can think of.

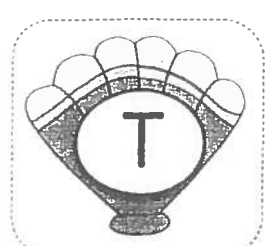






A, B, Sea Shells

Cut and paste the sea shells in the order of the alphabet.



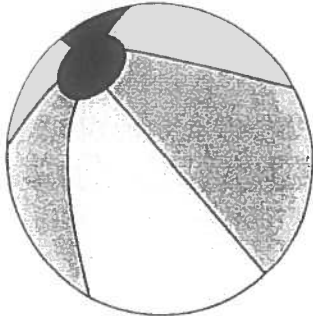
Created By A Classroom on Cloud Nine



Sunny Summer Sounds


Color in the circle that shows the first letter of each word.

It's okay if you need a grown up to help you!




beach ball

B D L



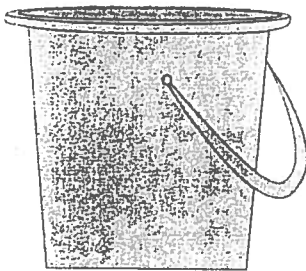
sun

C S F




jellyfish

U L J




pail

L P D



octopus

O T Q



flippers

E L F




umbrella

I M U



lotion

S O L

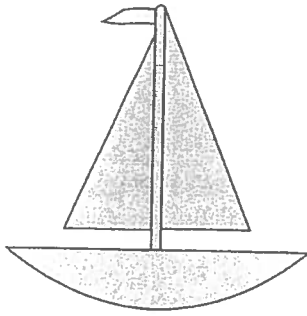


watermelon



T W R

Summertime Rhymes

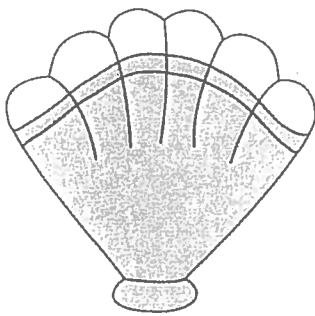
Draw a line to connect each rhyming pair.



boat




mail



shell




coat




pail



bell



sand



hand

SUMMERize Your Reading


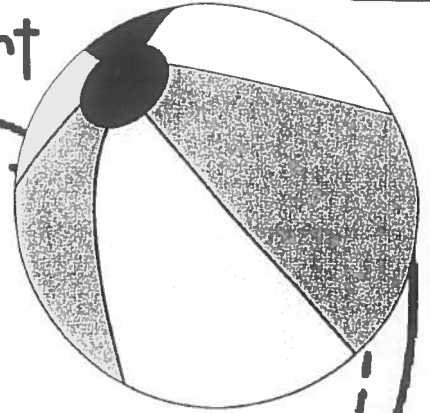
Have a grownup help you write the Title and Author of a book you read this summer. Then, draw a picture of your favorite part below.

Remember to include details such as characters and setting!

Title

Author

My Favorite Part



Shine In Kindergarten

Can you do the skill in each pair of sunglasses?

The more you can do, the more you'll shine
in Kindergarten!



I can zip and unzip my
backpack!

I can zip and unzip my
jacket!

I can zip and unzip my
lunchbox!

I can open up many of
my common snacks!

I can open up most of
my common lunches!

I can count to 10
out loud!

I can identify most
uppercase letters!

I can say my ABCs!

I can recognize my name
in print.

I can recognize most
major colors!

I can quietly wait and
take turns!

I can use scissors
to cut a line.

I can recognize most
major shapes!