



St. Felicitas Catholic School

Mission Statement: Saint Felicitas Catholic School as a Catholic school in the Diocese of Oakland educates children in the Catholic faith and nurtures their minds, bodies, and souls, inspiring them to live the Gospel of Jesus Christ, achieve their highest academic and creative potential, and actively serve and enrich the community.

United Together Through God's Love

Dear St. Felicitas Families,

Thank you to everyone who joined us for our prayer service for peace last Friday and for Mr. Mario Perez on Monday. I am so proud of all our students for being so reverent and prayerful. It has been amazing to see how much they have grown with their zoom etiquettes. I truly believe that this is due to all the teacher's hard work and your continued partnership with us.

Please remember to save the date for our mandatory Parent Faith Formation night on zoom at 7pm. Our guest speaker is Father Jayson Landeza who served as associate pastor at St. Felicitas in 2011. He will be speaking on building up the domestic church and fostering faith within the home.

To continue fostering faith, our school is teaming up with the parish to have more regular school masses. Since we are unable to attend Thursday masses with distance learning, the parish is inviting all St. Felicitas students to join them for mass **every Sunday at 8:30am** in the church parking lot. This is a great opportunity for us to join together in prayer. If you have not had a chance to attend our Sunday masses, I highly encourage you to join us. The

church takes every precaution necessary to keep everyone safe, including disinfecting chairs, taking temperatures, giving out hand sanitizers before communion, and having seats spaced 6 feet apart. If you are unable to attend the 8:30am mass, the other mass times are: Saturday at 5:30pm and Sunday at 7:00am.

Lastly, I will be hosting our first Coffee with the Principal tomorrow at 8:30am. Please join me on my zoom link as we discuss the school's mission and vision.

United Together Through God's Love,

Sr. Faustina

Student Learning Expectations:

- * A spiritually centered person
- * A life long learner
- * An effective communicator
- * A globally aware citizen

Important Dates & Events

- **Friday, September 18th, Coffee with the Principal, 8:30 am**
- **Tuesday, September 22 & Thursday September 24th picture days. Must schedule in advance- see link next page**
- **Wednesday, September 23rd, Minimum Day, 12 noon dismissal**
- **Friday, September 25th, No School, Elementary Staff Day**

School Pictures!

This year, photos will be taken in the gym. To limit the number of people on site, we are requesting that you make an appointment. To accommodate most parents' work schedules, we will be scheduling late in the afternoon. **Dates and times will be:**

September 22nd, 4-6 pm or September 24th, 3-6 pm. Please go to the Signup Genius to schedule! <https://www.signupgenius.com/go/10c0c49a4af2daof58-school>

Reminder, full uniform with white shirt and fleece jacket should be worn.

**Scholastic Book Fair!**

Our Annual Book Fair is approaching and it's going virtual! Support our school and help your child discover new books, favorite characters, value packs and more! **Orders will be delivered directly to your home and you can take advantage of FREE shipping on book-only purchases over \$25.** Our book fair will be held from October 16-29th.

**Friday Service for Parents!**

We are looking for parent volunteers to help around the school for one hour every Friday afternoon. If you are interested, please contact the school office to schedule.

MUSE Band Enrollment is Open!

Online Music Lessons? Yes, they are available! and MUSE makes it easy to learn. Here at school we also have instruments for rent! Student choices include flute, trumpet, drums, or clarinet. For more information, visit their link: <https://www.youtube.com/watch?v=FWjb2aJ2GDc&feature=youtu.be>

**This Week's Raffle Drawing Winner was:**

Jeremiah Lazaro
Jeremiah is in 5th Grade

Congratulations!



RAFFLE TICKETS

Now is a great time to turn in your raffle tickets! Our barrel is less than half full-so the odds of winning are much higher!

Another tip, to increase your chances, turn them in as they are sold, because drawings are every week! *Thank you for your support!*

Humane Society Outreach Projects!

To honor the Feast of St. Francis, we are working with the Peninsula Humane Society on a Towel Drive. Beginning September 28th, please drop off clean used towels and blankets for their shelter pets. However, please no bed sheets due to Covid. Following the towel drive will be the Cat Toy Outreach Project!

Upcoming Shoe Drive!

We are working to get approval on a shoe drive! Although we are not collecting gently used shoes yet, please consider setting them aside. We will have more information in the next few weeks to share!

Mandatory Parent Faith Formation Meeting

Please mark your calendars for Wednesday, October 7th from 7-8pm to listen to Father Jayson. The link will be sent via email. A friendly reminder, least one parent or guardian must attend or there will be a charge of \$25. *Thank you!*

PLEASE PRAY FOR:

- Fred Robino
- Linda Robino
- Jobelle Baldonado
- For the soul of Dennis Bertucelli



- For our community and the world as we work to recover and heal
- St. Felicitas Family & Friends
- the soul of Mario Perez
- Special Intentions


Catnip Socks

Materials Needed:

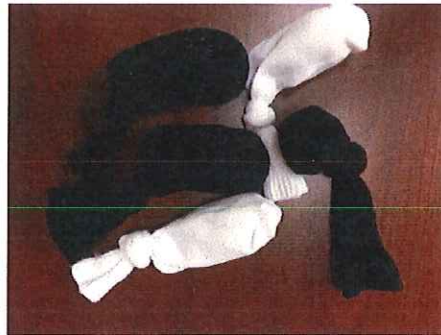

- Baby socks
- Cotton balls
- Catnip
- Teaspoon

Instructions:

- ① Stuff each sock with two cotton balls.



- ② Measure one teaspoon of catnip into each sock. Tie the end of the sock in a knot.



- ③ Bonus: Use sharpie to draw faces on for fun!



Spider Cat Toys

Materials Needed:

- 12" x 12" of felt or fleece fabric per toy
- Scissors
- Toilet paper tube

Instructions:

- ① Cut your fabric into 24 strips measuring roughly $\frac{1}{2}$ " x 6". Cut TP tube into $\frac{1}{2}$ " rounds.



- ② Tie strips around TP tube so the entire tube is covered. Double knot each fabric strip. Sprinkle catnip on it for extra fun!



Cork Cat Toys

Materials Needed:

- 1 wine cork
- Several feathers
- Elmer's glue or other nontoxic option



Instructions:

- ① Find the hole made from the wine bottle opener. put a dot of glue into the hole.



- ② push the ends of the feathers into the hole as far as you can and let dry overnight.



- ③ Bonus: draw cute faces of the cork!