

Dear Parents,

Welcome to PREPARED, our new on-line course for First Reconciliation Preparation, *Signs of Grace, You Are FORGIVEN*.

Parents will watch the three 35-minute videos called *FORGIVEN* at the start of Lesson 1, Lesson 2, and Lesson 3. Use the discussion questions in the study guide; these can be viewed or printed.

Children, along with their parents(s), will complete all 8 sessions. Each lesson will take about 30-40 minutes. Parents, please note that you and your child can follow Miss Mary together as she reads each lesson aloud, or you can read the lesson to your child instead. You can be confident that, either way, you will enjoy this time together.

**To begin, click the link in the email to enroll and then follow the steps below.**

Note: Unless you have more than one child receiving the sacrament at this time please do not use the link to enroll more than once. We only have one coupon per child, so using multiple emails to enroll the same child would use a code that belongs to a different student.

**Step 1:** Click *Enroll Free*. Enter your name and email address and then click *Sign Up*. Set up a password for yourself.

A registration form with the following fields: First Name, Last Name, Email, Password, and New Password. A yellow button labeled 'SIGN UP' is at the bottom. A link for 'already have an account' is at the top.

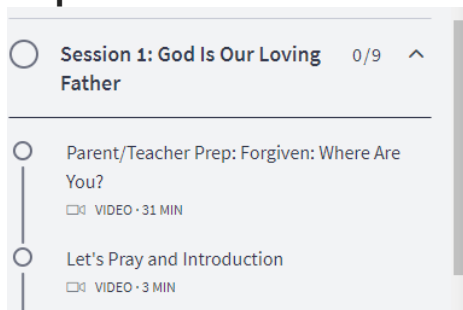
**Step 2:** Once you are in the course, please click on *Welcome to Signs of Grace* on the left and begin reading the welcome message.



The screenshot shows a course interface. On the left is a sidebar with a search bar and a list of items: 'Welcome to Signs of Grace: You Are Forgiven' (0/2), 'How to Use This Course' (TEXT), and 'Special Pricing on Printed Guides' (TEXT). The 'How to Use This Course' item is highlighted with an orange circle. The main content area is titled 'How to Use This Course' and features a large illustration of Jesus and a teacher with the text 'SIGNS of GRACE'. Below the illustration is the text 'Welcome to Signs of Grace!'.

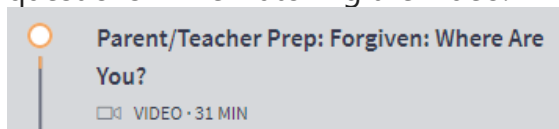
You have the option to order a hard-copy activity book which has fun activities and stickers, as well as the student guide, if you wish (optional).

**Step 3:** Click on *Session 1: God Is Our Loving Father*



The screenshot shows the sidebar with 'Session 1: God Is Our Loving Father' (0/9) selected and highlighted with an orange circle. Below it are two items: 'Parent/Teacher Prep: Forgiven: Where Are You?' (VIDEO - 31 MIN) and 'Let's Pray and Introduction' (VIDEO - 3 MIN).

**PARENT VIDEO/FORGIVEN** Parents, download the study guide and work through the questions while watching the video.



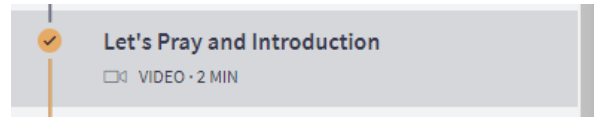
The screenshot shows the 'Parent/Teacher Prep: Forgiven: Where Are You?' item highlighted with an orange circle. It includes a video icon and the text 'VIDEO - 31 MIN'.

(scroll down to see the study guide)

Forgiven Session 1 Study Guide.pdf  
5.17 MB

DOWNLOAD

**PARENT/CHILD** To start the first student lesson, click on *Let's Pray and Introduction*.



View or Print the pdfs under the videos.

SOG YAF Session 1 Let's Pray.pdf  
511 KB

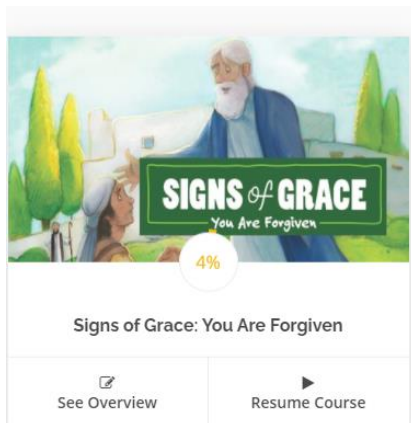
DOWNLOAD

Read along with Miss Mary or read to your child using the pdf.

Continue working through Lesson 1. Always click this link to continue to the next screen.

COMPLETE & CONTINUE →

**Step 5.** Continue working through all the other 7 sessions. You can leave at any time. When you return to the site, simply login and click RESUME COURSE:



At the end of the course, you can print out a certificate of completion!